



Bonds:

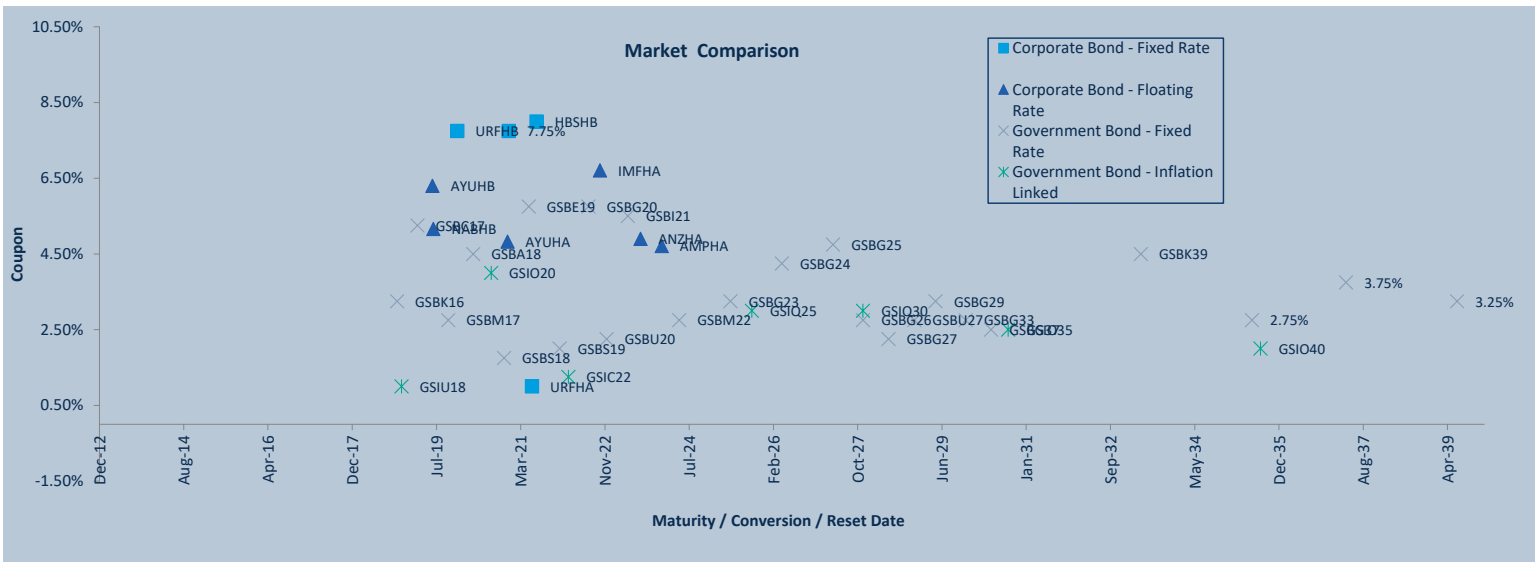
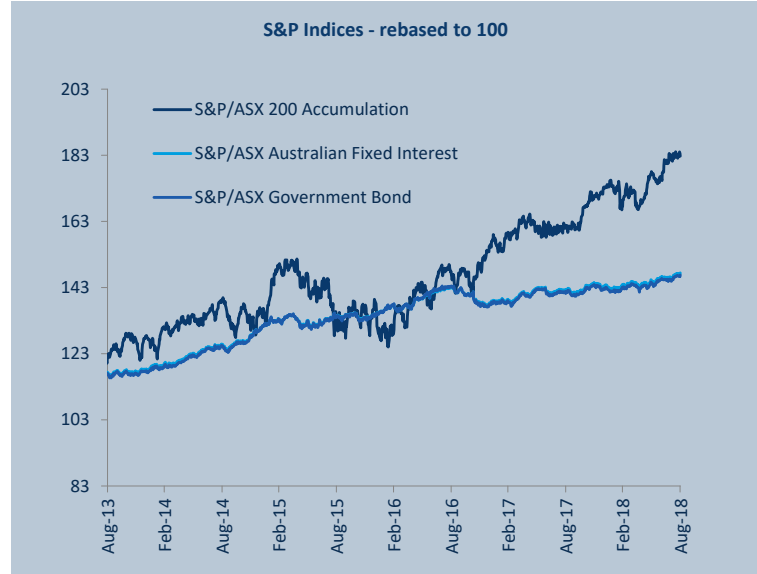
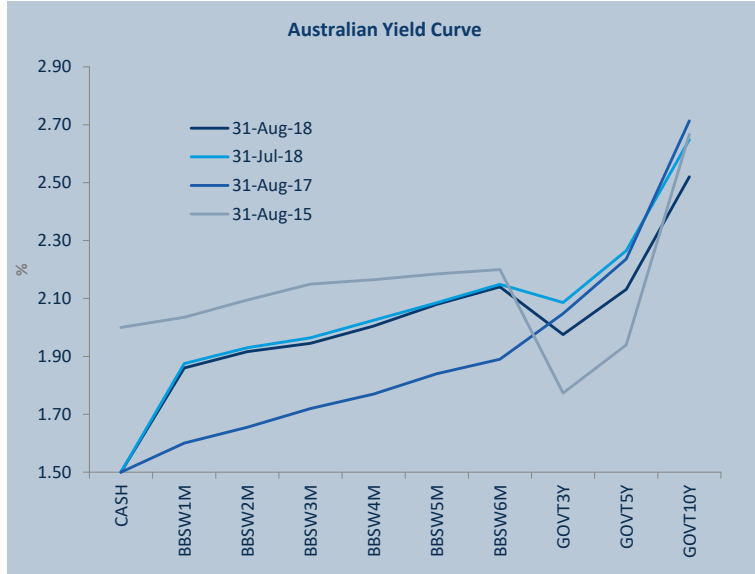
Monthly Update



Month: Aug-18

Trading days: 23

Period ending: Friday, 31 August 2018



Snapshot by Category

Segment	Number listed	Market Cap \$b	Trades Total (#)	Trades per day (#)	Volume (#)	Value \$m
Corporate Bonds - Fixed Rate	5	0.5	307	13	39,089	4.0
Corporate Bonds - Floating Rate	7	0.9	708	31	167,292	17.0
Australian Government Bonds	34	573.0	269	12	104,194	11.2
TOTAL	46	574.42	1,284	56	310,575	32.3

Recent Listings

Entity	ASX Code	Size (\$m)	Type	Listing Date	Issue Price	Maturity / Conv / Reset	Interest Rate / Dividend	Distribution Payable	Last Price
Australian Government Tre.	GSBI41	3600	Government Bonds - Fixed Rate	30-Jul-2018	\$100.00	21-May-2041	2.75%	Semi-Annual	\$95.14
Axesstoday Limited	AXLHA	55.55	Corporate Bonds - Floating Rate	23-Jul-2018	\$101.00	20-Jul-2023	102.75%	n/a	\$100.40
Australian Government Tre.	GSBI30	4,500.0	Government Bonds - Fixed Rate	14-Jun-2018	\$100.00	21-May-2030	2.50%	Semi-Annual	\$97.89
Australian Government Tre.	GSBU29	14,300.0	Government Bonds - Fixed Rate	29-Jan-2018	\$100.00	21-Nov-2029	2.75%	Semi-Annual	\$103.14
Australian Government Tre.	GSBU22	13,900.0	Government Bonds - Fixed Rate	16-Oct-2017	\$100.00	21-Nov-2022	2.25%	Semi-Annual	\$101.26
Australian Government Tre.	GSIU27	3,900.0	Government Bonds - Inflation Li	01-Sep-2017	\$100.00	21-Nov-2027	0.75%	Quarterly	\$103.32
Peet Limited	PPCHB	50.0	Corporate Bonds - Floating Rate	10-Jul-2017	\$100.00	05-Oct-2022	4.65%	n/a	\$105.00

*BBSW = Bank Bill Swap Rate

* As of the date of this report this security has not traded, the Last Price reflects the Issue Price



Bonds:

Monthly Update



Market Capitalisation Trends

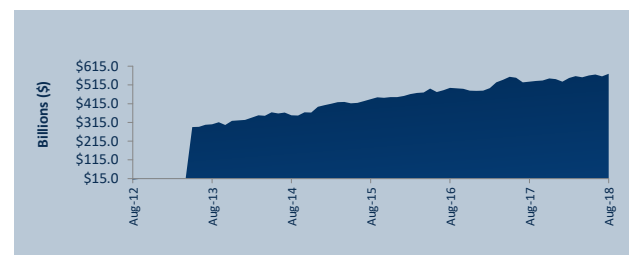
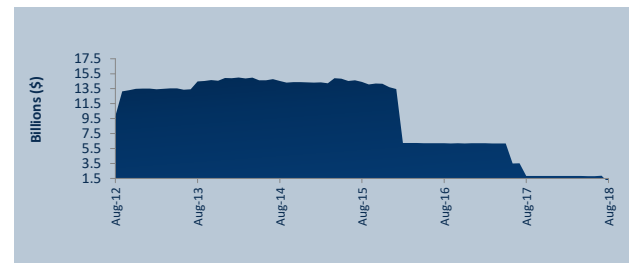
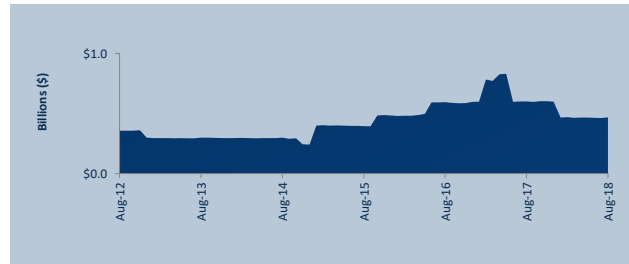
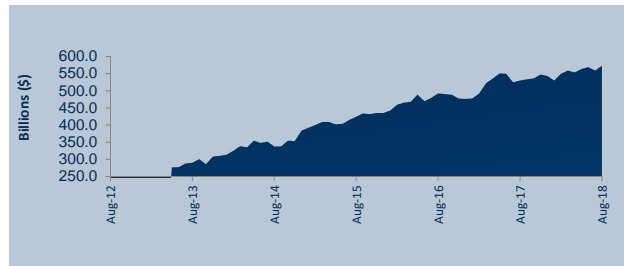
Government Bonds	Aug-16	Aug-17	% change	Last 12 months	
				Aug-18	% change
Market Cap (\$b)	492.1	530.2	7.7%	573.0	8.1%
Number listed (actual)	29	30	3.4%	34	13.3%
Month trades	153	447	192.2%	269	-39.8%
Month value (\$m)	5.3	13.1	145.3%	11.2	-14.5%

Corporate Bonds - Fixed Rate	Aug-16	Aug-17	% change	Last 12 months	
				Aug-18	% change
Market Cap (\$b)	0.6	0.6	0.7%	0.5	-22.0%
Number listed (actual)	5	5	0.0%	5	0.0%
Month trades	245	337	37.6%	307	-8.9%
Month value (\$m)	9.2	5.6	-38.9%	4.0	-28.8%

Corporate Bonds - Floating Rate	Aug-16	Aug-17	% change	Last 12 months	
				Aug-18	% change
Market Cap (\$b)	6.2	1.8	-70.4%	0.9	-48.7%
Number listed (actual)	8	7	-12.5%	7	0.0%
Month trades	2,246	1,006	-55.2%	708	-29.6%
Month value (\$m)	59.0	33.8	-42.7%	17.0	-49.5%

Total Bonds	Aug-16	Aug-17	% change	Last 12 months	
				Aug-18	% change
Market Cap (\$b)	499.0	532.6	6.7%	574.4	7.8%
Number listed (actual)	42	42	0.0%	46	9.5%
Month trades	2,644	1,790	-32.3%	1,284	-28.3%
Month value (\$m)	73.5	52.5	-28.6%	32.3	-38.6%

Performance and Trading Activity Breakdown by Category



Most Actively Traded Securities by Value

ASX Code	Security Type	Value (\$)	%Value	Volume	%Volume
AMPHA	Corporate Bonds - Floating Rate	7,041,328	21.82%	69,796	22.47%
AYUHB	Corporate Bonds - Floating Rate	4,314,614	13.37%	41,644	13.41%
GSBI21	Government Bonds - Fixed Rate	2,687,287	8.33%	24,091	7.76%
AXLHA	Corporate Bonds - Floating Rate	2,101,054	6.51%	20,853	6.71%
GSBS19	Government Bonds - Fixed Rate	1,609,244	4.99%	15,780	5.08%
TOTAL Top 5		17,753,525.86	55.02%	172,164	55.43%

Annualised Liquidity

Corporate Bonds - Fixed Rate	10%
Corporate Bonds - Floating Rate	22%
Government Bonds	0%

*Annualised turnover by IRM Category



Spotlight on Bonds:



ASX Profiles

Detail

Activity

Prices

Returns

ASX Code	Issuer	Description	ASX Listed Date	Maturity / Conv / Reset	Coupon	Payment Frequency	Announced Ex Date	Announced Payment Date	Mkt Cap (\$m)#	Traded Value (\$)	Traded Volume	Number of Trades	Monthly Liquidity %	Last *	Year High	Year Low	1 Month Price Return	1 Year Price Return	3 Year Price Return	5 Year Price Return
Government Bonds - Fixed Rate																				
GSB518	Australian Government Treasury Bonds	Treasury Bond 3.25% 21-10-18 Semi	09-Dec-13	21-Oct-18	3.25%	Semi-Annual	11-Oct-18	22-Oct-18	\$ 9,760.92	\$ 94,124.17	929	10	0.00%	101.41	103.09	100.67	0.25%	-1.60%	-3.48%	n/a
GSBE19	Australian Government Treasury Bonds	Treasury Bond 5.25% 15-03-19 Semi	21-May-13	15-Mar-19	5.25%	Semi-Annual	06-Sep-18	17-Sep-18	\$ 13,800.87	\$ 1,562,082.44	14,990	36	0.01%	104.47	107.94	103.24	0.48%	-3.17%	-8.54%	n/a
GSB519	Australian Government Treasury Bonds	Treasury Bond 2.75% 21-10-19 Semi	24-Jul-14	21-Oct-19	2.75%	Semi-Annual	11-Oct-18	22-Oct-18	\$ 16,884.59	\$ 1,609,243.91	15,780	8	0.01%	102.14	103.11	101.33	0.33%	-0.72%	-1.43%	n/a
GSBG20	Australian Government Treasury Bonds	Treasury Bond 4.50% 15-04-20 Semi	21-May-13	15-Apr-20	4.50%	Semi-Annual	04-Oct-18	15-Oct-18	\$ 26,597.90	\$ 1,317,417.17	12,646	26	0.00%	105.67	108.34	104.58	0.02%	-2.37%	-6.47%	-1.24%
GSBU20	Australian Government Treasury Bonds	Treasury Bond 1.75% 21-11-20 Semi	14-Apr-15	21-Nov-20	1.75%	Semi-Annual	12-Nov-18	21-Nov-18	\$ 26,843.42	\$ 1,171,548.12	11,729	9	0.00%	100.16	100.44	99.12	0.27%	0.50%	1.45%	n/a
GSBI21	Australian Government Treasury Bonds	Treasury Bond 5.75% 15-05-21 Semi	21-May-13	15-May-21	5.75%	Semi-Annual	06-Nov-18	15-Nov-18	\$ 33,767.95	\$ 2,687,286.66	24,091	22	0.01%	111.82	115.71	110.17	0.47%	-2.62%	-7.61%	-3.83%
GSBW21	Australian Government Treasury Bonds	Treasury Bond 2.00% 21-12-21 Semi	30-Jan-17	21-Dec-21	2.00%	Semi-Annual	12-Dec-18	21-Dec-18	\$ 17,452.20	\$ 99,960.00	1,000	2	0.00%	100.30	100.65	98.80	0.59%	0.54%	n/a	n/a
GSBM22	Australian Government Treasury Bonds	Treasury Bond 5.75% 15-07-22 Semi	21-May-13	15-Jul-22	5.75%	Semi-Annual	04-Jan-19	15-Jan-19	\$ 28,652.04	\$ 411,500.89	3,596	2	0.00%	114.61	118.49	113.56	0.57%	-1.99%	-6.69%	-5.58%
GSBU22	Australian Government Treasury Bonds	Treasury Bond 2.25% 21-11-22 Semi	16-Oct-17	21-Nov-22	2.25%	Semi-Annual	12-Nov-18	21-Nov-18	\$ 14,071.53	\$ 24,910.45	246	1	0.00%	101.23	101.26	99.48	0.61%	n/a	n/a	n/a
GSBG23	Australian Government Treasury Bonds	Treasury Bond 5.50% 21-04-23 Semi	21-May-13	21-Apr-23	5.50%	Semi-Annual	11-Oct-18	22-Oct-18	\$ 28,138.95	\$ 100,651.57	863	9	0.00%	116.76	119.25	114.12	0.72%	-1.98%	-4.54%	3.14%
GSBG24	Australian Government Treasury Bonds	Treasury Bond 2.75% 21-04-24 Semi	21-May-13	21-Apr-24	2.75%	Semi-Annual	11-Oct-18	22-Oct-18	\$ 25,576.85	\$ 10,290.00	100	1	0.00%	103.55	103.14	101.00	0.63%	0.97%	1.62%	16.55%
GSBG25	Australian Government Treasury Bonds	Treasury Bond 3.25% 21-04-25 Semi	30-May-13	21-Apr-25	3.25%	Semi-Annual	11-Oct-18	22-Oct-18	\$ 27,855.75	\$ 76,035.33	714	8	0.00%	106.73	107.05	103.95	0.94%	0.15%	1.79%	12.29%
GSBG26	Australian Government Treasury Bonds	Treasury Bond 4.25% 21-04-26 Semi	18-Mar-14	21-Apr-26	4.25%	Semi-Annual	11-Oct-18	22-Oct-18	\$ 36,051.75	\$ 90,313.18	791	2	0.00%	114.45	114.45	112.01	0.87%	0.00%	2.95%	n/a
GSBG27	Australian Government Treasury Bonds	Treasury Bond 4.75% 21-04-27 Semi	21-May-13	21-Apr-27	4.75%	Semi-Annual	11-Oct-18	22-Oct-18	\$ 35,639.48	\$ 110,294.78	927	15	0.00%	120.00	120.22	115.41	1.76%	-0.05%	1.95%	13.00%
GSBU27	Australian Government Treasury Bonds	Treasury Bond 2.75% 21-11-27 Semi	28-Jan-16	21-Nov-27	2.75%	Semi-Annual	12-Nov-18	21-Nov-18	\$ 28,733.60	\$ -	-	-	0.00%	102.62	102.22	99.84	1.19%	0.71%	n/a	n/a
GSBI28	Australian Government Treasury Bonds	Treasury Bond 2.25% 21-05-28 Semi	19-May-16	21-May-28	2.25%	Semi-Annual	12-Nov-18	21-Nov-18	\$ 26,317.60	\$ 45,159.92	462	5	0.00%	98.20	98.05	94.70	1.08%	1.76%	n/a	n/a
GSBU28	Australian Government Treasury Bonds	Treasury Bond 2.75% 21-11-28 Semi	02-Mar-17	21-Nov-28	2.75%	Semi-Annual	12-Nov-18	21-Nov-18	\$ 24,192.31	\$ 51,482.17	502	6	0.00%	102.95	103.40	99.42	1.21%	1.66%	n/a	n/a
GSBG29	Australian Government Treasury Bonds	Treasury Bond 3.25% 21-04-29 Semi	21-May-13	21-Apr-29	3.25%	Semi-Annual	11-Oct-18	22-Oct-18	\$ 24,496.72	\$ 76,891.03	713	4	0.00%	107.92	108.31	103.95	1.74%	2.41%	4.32%	23.02%
GSBU29	Australian Government Treasury Bonds	Treasury Bond 2.75% 21-11-29 Semi	29-Jan-18	21-Nov-29	2.75%	Semi-Annual	12-Nov-18	21-Nov-18	\$ 14,668.94	\$ 72,198.00	700	1	0.00%	102.58	103.14	98.57	1.32%	n/a	n/a	n/a
GSBI30	Australian Government Treasury Bonds	Treasury Bond 2.50% 21-05-30 Semi	14-Jun-18	21-May-30	2.50%	Semi-Annual	12-Nov-18	21-Nov-18	\$ 4,493.12	\$ -	-	-	0.00%	99.85	100.00	97.89	2.00%	n/a	n/a	n/a
GSBG33	Australian Government Treasury Bonds	Treasury Bond 4.50% 21-04-33 Semi	22-Nov-13	21-Apr-33	4.50%	Semi-Annual	11-Oct-18	22-Oct-18	\$ 17,128.97	\$ 61,708.97	503	7	0.00%	123.23	123.85	117.33	1.45%	1.89%	1.17%	n/a
GSBK35	Australian Government Treasury Bonds	Treasury Bond 2.75% 21-06-35 Semi	30-Mar-15	21-Jun-35	2.75%	Semi-Annual	12-Dec-18	21-Dec-18	\$ 6,930.54	\$ 233,339.49	2,348	7	0.00%	99.72	100.24	93.84	2.14%	4.59%	8.05%	n/a
GSBG37	Australian Government Treasury Bonds	Treasury Bond 3.75% 21-04-37 Semi	21-Oct-14	21-Apr-37	3.75%	Semi-Annual	11-Oct-18	22-Oct-18	\$ 13,252.07	\$ 692,379.95	6,144	15	0.01%	114.24	114.88	106.92	1.65%	3.88%	5.78%	n/a
GSBK39	Australian Government Treasury Bonds	Treasury Bond 3.25% 21-06-39 Semi	20-Oct-15	21-Jun-39	3.25%	Semi-Annual	12-Dec-18	21-Dec-18	\$ 8,458.96	\$ 23,719.20	227	5	0.00%	105.74	106.19	97.89	1.13%	4.63%	n/a	n/a
GSBI41	Australian Government Treasury Bonds	Treasury Bond 2.75% 21-05-41 Semi	30-Jul-18	21-May-41	2.75%	Semi-Annual			\$ 3,499.56	\$ 16,475.80	174	3	0.00%	97.21	97.14	94.50	n/a	n/a	n/a	n/a
GSBE47	Australian Government Treasury Bonds	Treasury Bond 3.00% 21-03-47 Semi	19-Oct-16	21-Mar-47	3.00%	Semi-Annual	12-Sep-18	21-Sep-18	\$ 12,591.75	\$ 132,038.93	1,318	12	0.00%	100.73	101.12	89.00	1.75%	9.60%	n/a	n/a
Government Bonds - Inflation Linked																				
GSUI18	Australian Government Treasury Indexed Bo	Treas Indexed Bond Cpi+1.00% 21-11-18 Qly	01-May-14	21-Nov-18	1.00%	Quarterly	12-Nov-18	21-Nov-18	\$ 938.44	\$ -	-	-	0.00%	108.89	108.81	107.86	0.10%	0.94%	2.45%	n/a
GSIO20	Australian Government Treasury Indexed Bo	Treas Indexed Bond Cpi+4.00% 20-08-20 Qly	21-May-13	20-Aug-20	4.00%	Quarterly	09-Nov-18	20-Nov-18	\$ 9,366.20	\$ 240,264.38	1,313	10	0.00%	183.32	186.17	182.60	-0.51%	-1.30%	-5.23%	0.21%
GSIC22	Australian Government Treasury Indexed Bo	Treas Indexed Bond Cpi+1.25% 21-02-22 Qly	21-May-13	21-Feb-22	1.25%	Quarterly	12-Nov-18	21-Nov-18	\$ 6,995.84	\$ 67,037.46	574	1	0.00%	116.79	116.79	114.05	0.34%	1.78%	2.27%	14.49%
GSIQ25	Australian Government Treasury Indexed Bo	Treas Indexed Bond Cpi+3.00% 20-09-25 Qly	21-May-13	20-Sep-25	3.00%	Quarterly	11-Sep-18	20-Sep-18	\$ 10,243.37	\$ 80,273.02	566	8	0.00%	142.41	142.78	138.97	0.45%	0.66%	-1.91%	11.09%
GSIU27	Australian Government Treasury Indexed Bo	Treas Indexed Bond Cpi+0.75% 21-11-27 Qly	01-Sep-17	21-Nov-27	3.00%	Quarterly	12-Nov-18	21-Nov-18	\$ 4,007.25	\$ 7,209.80	70	2	0.00%	102.75	103.32	97.85	0.17%	n/a	n/a	n/a
GSIQ30	Australian Government Treasury Indexed Bo	Treas Indexed Bond Cpi+2.50% 20-09-30 Qly	21-May-13	20-Sep-30	2.50%	Quarterly	11-Sep-18	20-Sep-18	\$ 6,446.15	\$ 30,086.95	210	6	0.00%	143.48	144.47	136.93	0.81%	2.46%	0.89%	24.37%
GSIO35	Australian Government Treasury Indexed Bo	Treas Indexed Bond Cpi+2.00% 21-08-35 Qly	01-Oct-13	21-Aug-35	2.00%	Quarterly	12-Nov-18	21-Nov-18	\$ 5,153.33	\$ 19,569.60	150	1	0.00%	130.46	131.33	121.60	0.78%	5.85%	4.39%	n/a
GSIO40	Australian Government Treasury Indexed Bo	Treas Indexed Bond Cpi+1.25% 21-08-40 Qly	18-Aug-15	21-Aug-40	1.25%	Quarterly	12-Nov-18	21-Nov-18	\$ 3,999.79	\$ -	-	-	0.00%	112.67	113.49	103.99	-0.73%	6.59%	n/a	n/a
Corporate Bonds - Fixed Rate																				
MVTHA	Mercantile Investment Company Ltd	Bond 8.00% 10-07-21 Semi Sub	30-Jun-16	10-Jul-21	8.00%	Semi-Annual			\$ 22.73	\$ 191,409.27	1,883	16	0.84%	101.90	104.50	98.99	0.40%	2.94%	n/a	n/a
PPCHA	Peet Limited	Simple Bond 7.50% Semi 07-06-21	08-Jun-16	07-Jun-21	1.00%	Semi-Annual			\$ 106.80	\$ 1,278,544.69	12,086	93	1.20%	106.80	107.25	102.35	2.30%	2.30%	n/a	n/a
URFHA	US Masters Residential Property Fund	Bond 7.75% 24-12-2019 Qly Red T-12-17	05-Jan-15	24-Dec-19	7.75%	Quarterly			\$ 18.98	\$ 271,209.60	2,713	12	1.43%	100.00	102.97	98.00	0.60%	-1.43%	-1.97%	n/a
URFHB	US Masters Residential Property Fund	Bond 7.75% 24-12-2020 Qly Red T-12-18	27-Oct-15	24-Dec-20	7.75%	Quarterly			\$ 91.31	\$ 647,693.50	6,514	37	0.71%	100.85	102.48	97.00	3.63%	-0.61%	n/a	n/a
URFHC	US Masters Residential Property Fund	Bond 7.75% 24-12-21 Qly Red T-12-19	23-Feb-17	24-Dec-21	7.75%	Quarterly			\$ 176.05	\$ 831,570.20	8,273	36	0.47%	100.60	102.65	98.00	-0.20%	-1.37%	n/a	n/a
Corporate Bonds - Floating Rate																				
AMPHA	AMP Limited	Sub Bond 3-Bbsw+2.65% 18-12-23 Cum Red T-12-18	19-Dec-13	18-Dec-23	4.71%	Quarterly	07-Sep-18	18-Sep-18	\$ 328.28	\$ 7,041,327.72	69,796	177	2.14%	101.01	103.45	99.50	-0.03%	-1.93%	-1.94%	n/a
AXLHA	Axisstoday Limited	Simple Bond 3-Bbsw+4.90% 20-07-23	23-Jul-18	20-Jul-23	4.90%	n/a			\$ 55.22	\$ 2,101,053.85	20,853	119	3.80%	100.40	101.25	100.00	-0.50%	n/a	n/a	n/a
AUWHB	Australian Unity Limited	Simple Bond 3-Bbsw+2.80% 15-12-20	16-Dec-15	15-Dec-20	4.82%	Quarterly	04-Oct-18	15-Oct-18	\$ 259.25	\$ 4,314,613.73	41,644	225	1.66%	103.70	105.70	102.40	0.00%	-0.77%	n/a	n/a
IMFHA	IMF Bentham Limited	Bond 3-Bbsw+4.20% 30-06-19 Sec	30-Apr-14	30-Jun-19	6.30%	Quarterly	27-Sep-18	08-Oct-18	\$ 50.90	\$ 1,182,315.47	11,635	55	2.32%	101.80	104.50	100.00	0.16%	-1.17%	-2.12%	n/a
PPCHB	Peet Limited	Simple Bond 3-Bbsw+4.65% 05-10-22	10-Jul-17	05-Oct-22	6.71%	n/a	26-Sep-18	05-Oct-18	\$ 52.50	\$ 864,459.64	8,360	59	1.65%	105.00	105.00	101.60	1.45%	1.45%	n/a	n/a
TTSHA	Tatts Group Limited	Bond 3-Bbsw+3.10% 5-07-2019	02-Jul-12	05-Jul-19	5.16%	Quarterly	26-Sep-18	05-Oct-18	\$ 197.17	\$ 1,536,095.02	15,004	73	0.78%	102.70	104.90	100.55	1.13%	-1.08%	-0.77%	-1.25%
VLWHA	Villa World Limited	Simple Bond 3-Bbsw+4.75% 21-04-22	24-Apr-17	21-Apr-22	6.74%	Quarterly	11-Oct-18	22-Oct-18	\$ 52.25	\$ 789,183.90	7,620	113	1.51%	104.50	105.20	101.55	0.60%	2.25%	n/a	n/a

* Australian Government Treasury / Index Bonds are recorded at the valuation price

All values are as at Aug-18.



Martin Dinh

Senior Product Manager

+61 2 9227 0318

martin.dinh@asx.com.au