



# Bonds:

Monthly Update: August 2019



Month: Aug-19

Trading days: 22

Period ending: Friday, 30 August 2019

## Snapshot by Category

Australian Bond Segment	Number listed	Market Cap \$b	Trades Total (#)	Trades per day (#)	Volume (#)	Value \$m
Corporate Bonds - Fixed Rate	4	0.4	147	7	34,659	3.5
Corporate Bonds - Floating Rate	5	0.5	349	16	56,690	5.8
Australian Government Bonds	33	0.3	574	26	137,266	16.4
<b>Total</b>	<b>42</b>	<b>1.16</b>	<b>1,070</b>	<b>49</b>	<b>228,615</b>	<b>25.7</b>

## Recent Listings

Entity	ASX Code	Size (\$m)	Type	Listing Date	Issue Price	Maturity / Conv / Reset	Interest Rate / Dividend	Distribution Payable	Last Price
Australian Government Trea	GSBK31	9000	Government Bonds - Fixed Rate	03-Jun-2019	\$100.00	21-Jun-2031	1.50%	Semi-Annual	\$107.22
Australian Government Trea	GSIC50	3750	Government Bonds - Inflation Lin	26-Sep-2018	\$100.00	21-Feb-2050	1.00%	Quarterly	\$125.00
Australian Government Trea	GSBI41	4300	Government Bonds - Fixed Rate	30-Jul-2018	\$100.00	21-May-2041	2.75%	Semi-Annual	\$127.17
Axesstoday Limited	AXLHA	55	Corporate Bonds - Floating Rate	23-Jul-2018	\$100.00	20-Jul-2023	4.90%	Quarterly	\$100.00
Australian Government Trea	GSBI30	22,000.0	Government Bonds - Fixed Rate	14-Jun-2018	\$100.00	21-May-2030	2.50%	Semi-Annual	\$117.11
Australian Government Trea	GSBU29	23,000.0	Government Bonds - Fixed Rate	29-Jan-2018	\$100.00	21-Nov-2029	2.75%	Semi-Annual	\$118.90
Australian Government Trea	GSBU22	16,500.0	Government Bonds - Fixed Rate	16-Oct-2017	\$100.00	21-Nov-2022	2.25%	Semi-Annual	\$105.79
Australian Government Trea	GSIU27	4,750.0	Government Bonds - Inflation Lin	01-Sep-2017	\$100.00	21-Nov-2027	0.75%	Quarterly	\$111.43

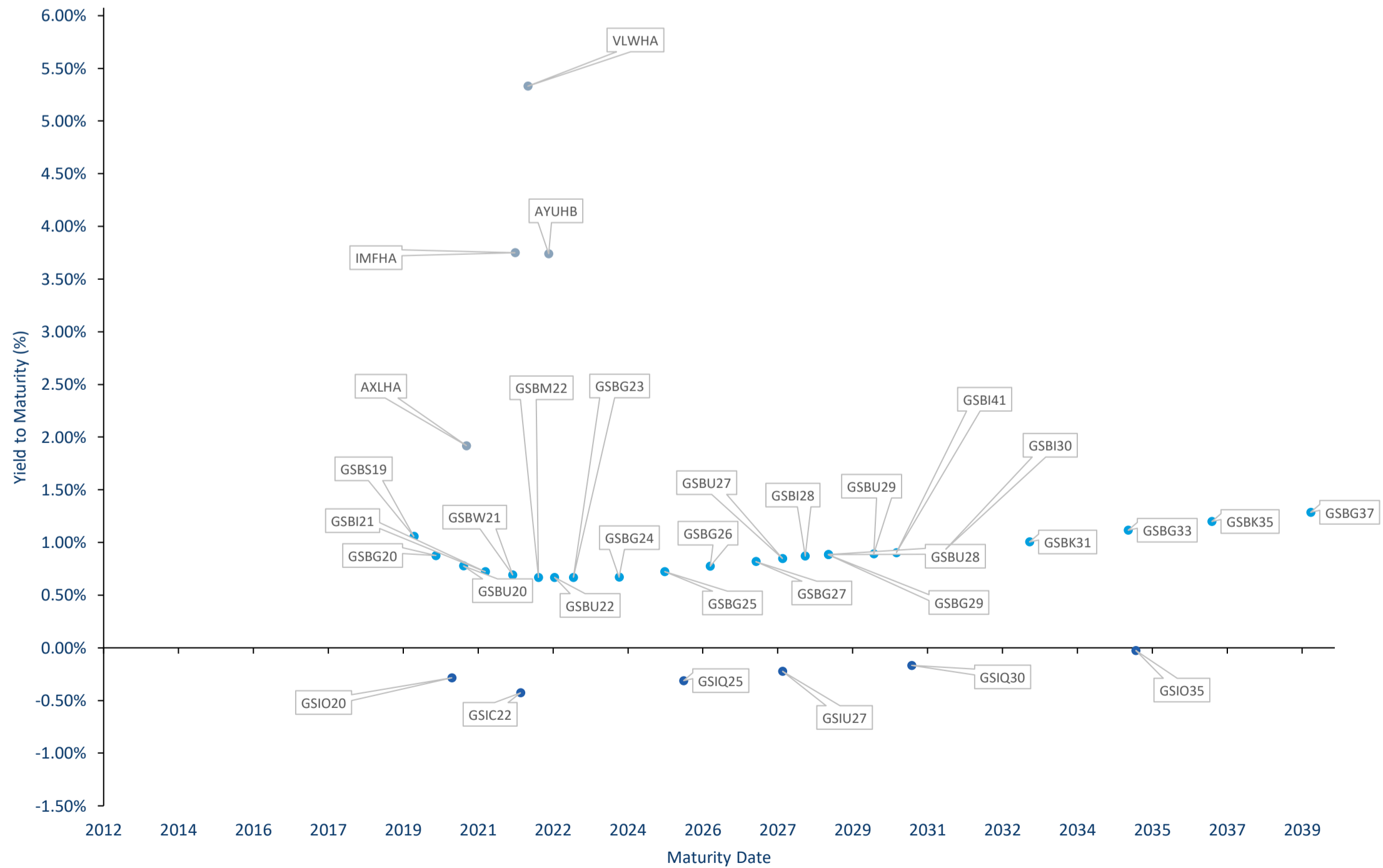
\*BBSW = Bank Bill Swap Rate

\* As of the date of this report this security has not traded, the Last Price reflects the Issue Price

## Most Actively Traded Securities by Value

ASX Code Security Type	Value (\$)	%Value	Volume	%Volume
AYUHB Corporate Bonds - Floating Rate	3,573,879	13.91%	34,920	15.27%
URFHC Corporate Bonds - Fixed Rate	2,342,977	9.12%	23,297	10.19%
GSBG20 Government Bonds - Fixed Rate	1,961,086	7.63%	18,861	8.25%
GSBM22 Government Bonds - Fixed Rate	1,901,840	7.40%	16,493	7.21%
GSIQ25 Government Bonds - Inflation Linked	1,776,965	6.91%	11,877	5.20%
<b>Total Top 5</b>	<b>11,556,747.90</b>	<b>44.97%</b>	<b>105,448</b>	<b>46.12%</b>

## Market Comparison





# Bonds:

## Monthly Update: August 2019



### Market Capitalisation Trends

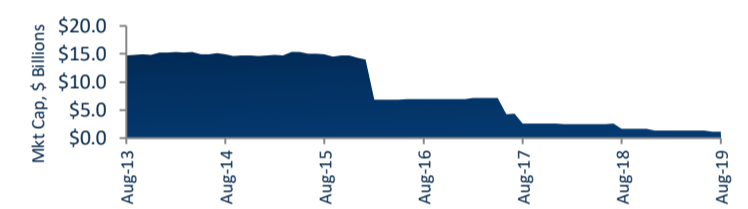
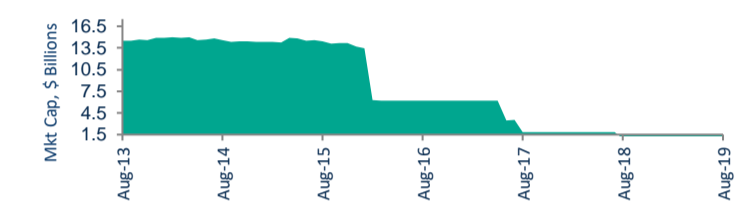
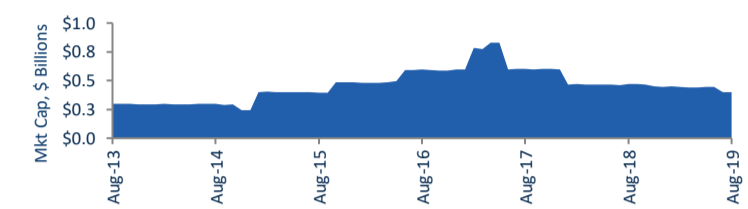
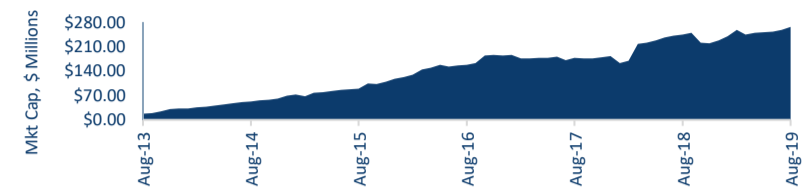
Government Bonds	Aug-17	Aug-18	% change	Last 12 months	
				Aug-19	% change
Market Cap (\$b)	0.2	0.2	38.2%	0.3	8.6%
Number listed (actual)	30	34	13.3%	33	-2.9%
Month trades	447	269	-39.8%	574	113.4%
Month value (\$m)	13.1	11.2	-14.5%	16.4	46.1%

Corporate Bonds - Fixed Rate	Aug-17	Aug-18	% change	Last 12 months	
				Aug-19	% change
Market Cap (\$b)	0.6	0.5	-22.0%	0.4	-14.6%
Number listed (actual)	5	5	0.0%	4	-20.0%
Month trades	337	307	-8.9%	147	-52.1%
Month value (\$m)	5.6	4.0	-28.8%	3.5	-12.5%

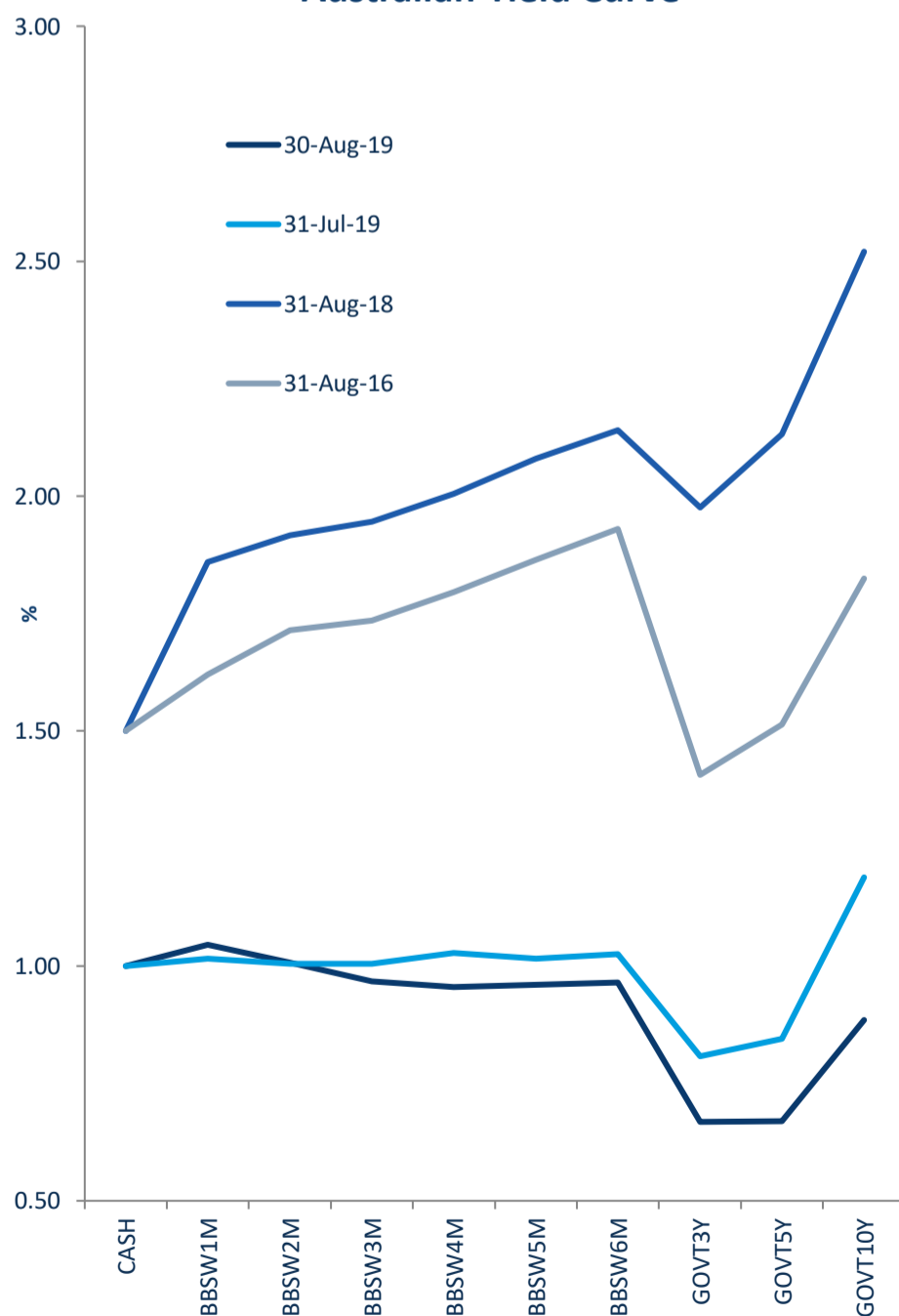
Corporate Bonds - Floating Rate	Aug-17	Aug-18	% change	Last 12 months	
				Aug-19	% change
Market Cap (\$b)	1.8	0.9	-48.7%	0.5	-47.7%
Number listed (actual)	7	7	0.0%	5	-28.6%
Month trades	1,006	708	-29.6%	349	-50.7%
Month value (\$m)	33.8	17.0	-49.5%	5.8	-65.9%

Total Bonds	Aug-17	Aug-18	% change	Last 12 months	
				Aug-19	% change
Market Cap (\$b)	2.6	1.7	-36.7%	1.2	-30.0%
Number listed (actual)	42	46	9.5%	42	-8.7%
Month trades	1,790	1,284	-28.3%	1,070	-16.7%
Month value (\$m)	52.5	32.3	-38.6%	25.7	-20.3%

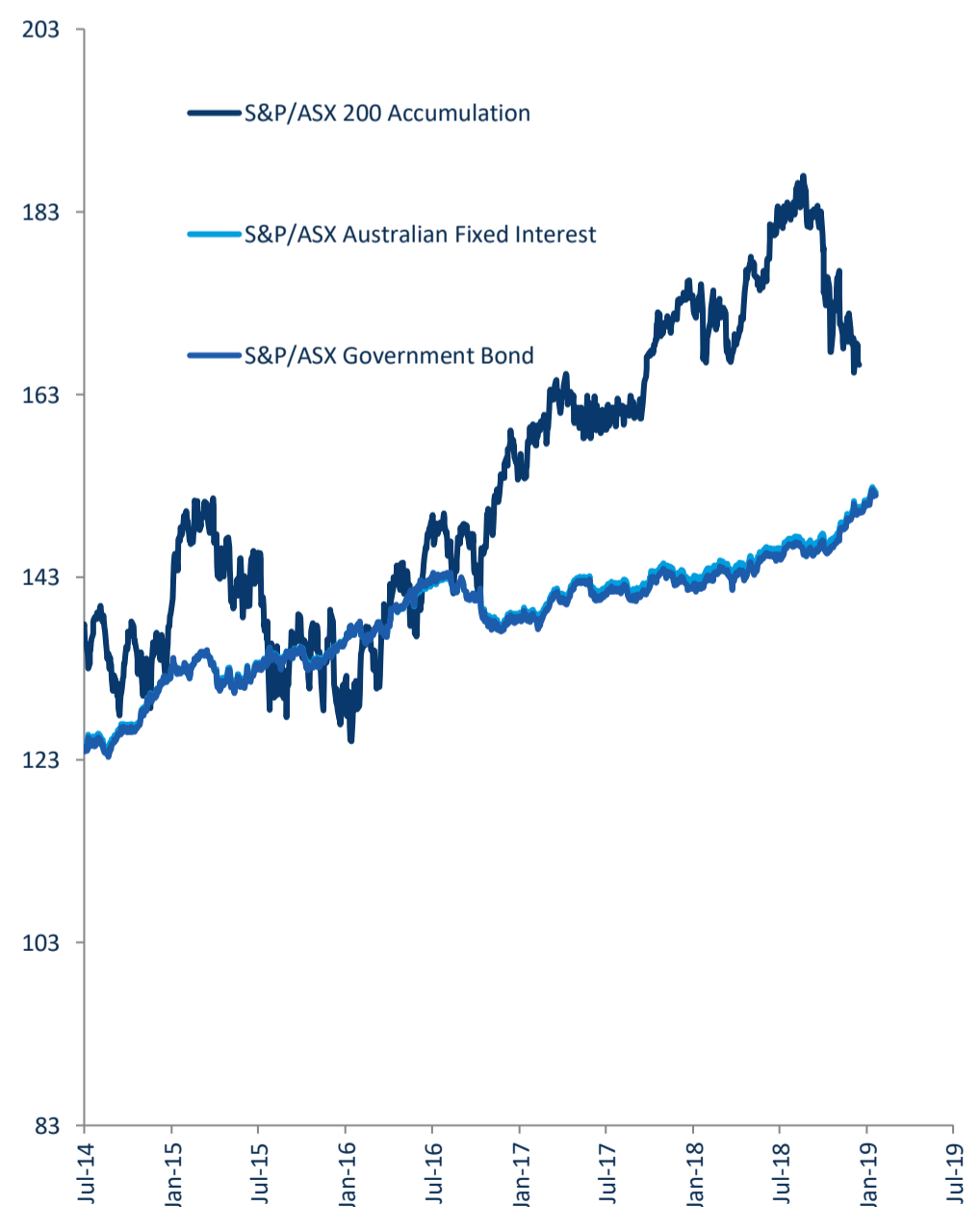
### Performance and Trading Activity Breakdown by Category



### Australian Yield Curve



### S&P Indices - rebased to 100





# Spotlight on Bonds

Monthly update: August 2019



Australian Bonds Summary - August 2019

## ASX Profiles

ASX Code	Issuer	Description
----------	--------	-------------

## Detail

ASX Listed Date	Maturity / Conv / Reset	Coupon	Payment Frequency	Announced Ex Date	Announced Payment Date
-----------------	-------------------------	--------	-------------------	-------------------	------------------------

## Activity

Mkt Cap (\$m)#	Traded Value (\$)	Traded Volume	Number of Trades	Monthly Liquidity %
----------------	-------------------	---------------	------------------	---------------------

## Prices

Last	Year High	Year Low	Yield to maturity*
------	-----------	----------	--------------------

## Returns

1 Month Price Return	1 Year Price Return	3 Year Price Return	5 Year Price Return
----------------------	---------------------	---------------------	---------------------

### Government Bonds - Fixed Rate

GSBS19	Australian Government Treasury Bo Treasury Bond 2.75% 21-10-19 Semi	24-Jul-14	21-Oct-19	2.75%	Semi-Annual	10-Oct-19	21-Oct-19
GSBG20	Australian Government Treasury Bo Treasury Bond 4.50% 15-04-20 Semi	21-May-13	15-Apr-20	4.50%	Semi-Annual	04-Oct-19	15-Oct-19
GSBU20	Australian Government Treasury Bo Treasury Bond 1.75% 21-11-20 Semi	14-Apr-15	21-Nov-20	1.75%	Semi-Annual	12-Nov-19	21-Nov-19
GSBJ21	Australian Government Treasury Bo Treasury Bond 5.75% 15-05-21 Semi	21-May-13	15-May-21	5.75%	Semi-Annual	06-Nov-19	15-Nov-19
GSBW21	Australian Government Treasury Bo Treasury Bond 2.00% 21-12-21 Semi	30-Jan-17	21-Dec-21	2.00%	Semi-Annual	12-Dec-19	23-Dec-19
GSBM22	Australian Government Treasury Bo Treasury Bond 5.75% 15-07-22 Semi	21-May-13	15-Jul-22	5.75%	Semi-Annual	06-Jan-20	15-Jan-20
GSBU22	Australian Government Treasury Bo Treasury Bond 2.25% 21-11-22 Semi	16-Oct-17	21-Nov-22	2.25%	Semi-Annual	12-Nov-19	21-Nov-19
GSBG23	Australian Government Treasury Bo Treasury Bond 5.50% 21-04-23 Semi	21-May-13	21-Apr-23	5.50%	Semi-Annual	10-Oct-19	21-Oct-19
GSBG24	Australian Government Treasury Bo Treasury Bond 2.75% 21-04-24 Semi	21-May-13	21-Apr-24	2.75%	Semi-Annual	10-Oct-19	21-Oct-19
GSBG25	Australian Government Treasury Bo Treasury Bond 3.25% 21-04-25 Semi	30-May-13	21-Apr-25	3.25%	Semi-Annual	10-Oct-19	21-Oct-19
GSBG26	Australian Government Treasury Bo Treasury Bond 4.25% 21-04-26 Semi	18-Mar-14	21-Apr-26	4.25%	Semi-Annual	10-Oct-19	21-Oct-19
GSBG27	Australian Government Treasury Bo Treasury Bond 4.75% 21-04-27 Semi	21-May-13	21-Apr-27	4.75%	Semi-Annual	10-Oct-19	21-Oct-19
GSBU27	Australian Government Treasury Bo Treasury Bond 2.75% 21-11-27 Semi	28-Jan-16	21-Nov-27	2.75%	Semi-Annual	12-Nov-19	21-Nov-19
GSBU28	Australian Government Treasury Bo Treasury Bond 2.25% 21-05-28 Semi	19-May-16	21-May-28	2.25%	Semi-Annual	12-Nov-19	21-Nov-19
GSBU28	Australian Government Treasury Bo Treasury Bond 2.75% 21-11-28 Semi	02-Mar-17	21-Nov-28	2.75%	Semi-Annual	12-Nov-19	21-Nov-19
GSBG29	Australian Government Treasury Bo Treasury Bond 3.25% 21-04-29 Semi	21-May-13	21-Apr-29	3.25%	Semi-Annual	10-Oct-19	21-Oct-19
GSBU29	Australian Government Treasury Bo Treasury Bond 2.75% 21-11-29 Semi	29-Jan-18	21-Nov-29	2.75%	Semi-Annual	12-Nov-19	21-Nov-19
GSBI30	Australian Government Treasury Bo Treasury Bond 2.50% 21-05-30 Semi	14-Jun-18	21-May-30	2.50%	Semi-Annual	12-Nov-19	21-Nov-19
GSBK31	Australian Government Treasury Bo Treasury Bond 1.50% 21-06-31 Semi	03-Jun-19	21-Jun-31	1.50%	Semi-Annual	12-Dec-19	23-Dec-19
GSBG33	Australian Government Treasury Bo Treasury Bond 4.50% 21-04-33 Semi	22-Nov-13	21-Apr-33	4.50%	Semi-Annual	10-Oct-19	21-Oct-19
GSBK35	Australian Government Treasury Bo Treasury Bond 2.75% 21-06-35 Semi	30-Mar-15	21-Jun-35	2.75%	Semi-Annual	12-Dec-19	23-Dec-19
GSBG37	Australian Government Treasury Bo Treasury Bond 3.75% 21-04-37 Semi	21-Oct-14	21-Apr-37	3.75%	Semi-Annual	10-Oct-19	21-Oct-19
GSBK39	Australian Government Treasury Bo Treasury Bond 3.25% 21-06-39 Semi	20-Oct-15	21-Jun-39	3.25%	Semi-Annual	12-Dec-19	23-Dec-19
GSBI41	Australian Government Treasury Bo Treasury Bond 2.75% 21-05-41 Semi	30-Jul-18	21-May-41	2.75%	Semi-Annual	12-Nov-19	21-Nov-19
GSBE47	Australian Government Treasury Bo Treasury Bond 3.00% 21-03-47 Semi	19-Oct-16	21-Mar-47	3.00%	Semi-Annual	12-Sep-19	23-Sep-19

### Government Bonds - Inflation Linked

GSIO20	Australian Government Treasury Inc Treas Indexed Bond Cpi+4.00% 20-08-20 Qly	21-May-13	20-Aug-20	4.00%	Quarterly	11-Nov-19	20-Nov-19
GSIC22	Australian Government Treasury Inc Treas Indexed Bond Cpi+1.25% 21-02-22 Qly	21-May-13	21-Feb-22	1.25%	Quarterly	12-Nov-19	21-Nov-19
GSIQ25	Australian Government Treasury Inc Treas Indexed Bond Cpi+3.00% 20-09-25 Qly	21-May-13	20-Sep-25	3.00%	Quarterly	11-Sep-19	20-Sep-19
GSIU27	Australian Government Treasury Inc Treas Indexed Bond Cpi+0.75% 21-11-27 Qly	01-Sep-17	21-Nov-27	3.00%	Quarterly	12-Nov-19	21-Nov-19
GSIQ30	Australian Government Treasury Inc Treas Indexed Bond Cpi+2.50% 20-09-30 Qly	21-May-13	20-Sep-30	2.50%	Quarterly	11-Sep-19	20-Sep-19
GSIO35	Australian Government Treasury Inc Treas Indexed Bond Cpi+2.00% 21-08-35 Qly	01-Oct-13	21-Aug-35	2.00%	Quarterly	12-Nov-19	21-Nov-19
GSIO40	Australian Government Treasury Inc Treas Indexed Bond Cpi+1.25% 21-08-40 Qly	18-Aug-15	21-Aug-40	1.25%	Quarterly	12-Nov-19	21-Nov-19
GSIC50	Australian Government Treasury Inc Treas Indexed Bond Cpi+1.00% 21-02-50 Qly	26-Sep-18	21-Feb-50	1.25%	Quarterly	12-Nov-19	21-Nov-19

### Corporate Bonds - Fixed Rate

MVTHA	Mercantile Investment Company Ltd Bond 8.00% 10-07-21 Semi Sub	30-Jun-16	10-Jul-21	8.00%	Semi-Annual		
PPCHA	Peet Limited Simple Bond 7.50% Semi 07-06-21	08-Jun-16	07-Jun-21	1.00%	Semi-Annual		
URFHB	US Masters Residential Property Fur Bond 7.75% 24-12-2020 Qly Red T 12-18	27-Oct-15	24-Dec-20	7.75%	Quarterly	19-Sep-19	30-Sep-19
URFHC	US Masters Residential Property Fur Bond 7.75% 24-12-21 Qly Red T-12-19	23-Feb-17	24-Dec-21	7.75%	Quarterly	19-Sep-19	30-Sep-19

### Corporate Bonds - Floating Rate

AXLHA	Assesstoday Limited Simple Bond 3-Bbsw+4.90% 20-07-23	23-Jul-18	20-Jul-23	6.67%	Quarterly		
AYUHB	Australian Unity Limited Simple Bond 3-Bbsw+2.80% 15-12-20	16-Dec-15	15-Dec-20	3.93%	Quarterly	03-Oct-19	14-Oct-19
IMFHA	IMF Bentham Limited Bond 3-Bbsw+4.20% 22-12-22 Sec Step T-01-22	30-Apr-14	22-Dec-22	5.41%	Quarterly	27-Sep-19	08-Oct-19
PPCHB	Peet Limited Simple Bond 3-Bbsw+4.65% 05-10-22	10-Jul-17	05-Oct-22	5.78%	Quarterly	26-Sep-19	07-Oct-19
VLWHA	Villa World Limited Simple Bond 3-Bbsw+4.75% 21-04-22	24-Apr-17	21-Apr-22	5.86%	Quarterly	10-Oct-19	21-Oct-19

\* Australian Government Treasury / Index Bonds are recorded at the valuation price

# Yield to Maturity have been obtained via Bloomberg as at the first Business Day of the month

All values are as at Aug-19.



Martin Dinh

Senior Product Manager - ASX Investment Products

Phone: +61 2 9227 0318  
Email: martin.dinh@asx.com.au

## Past Performance is not a reliable indicator of future performance.

Information provided does not constitute financial product advice. You should obtain independent advice from an Australian financial services licensee before making any financial decisions. Although ASX Limited ABN 98 008 624 691 and its related bodies corporate ("ASX") has made every effort to ensure the accuracy of the information as at the date of publication, ASX does not give any warranty or representation as to the accuracy, reliability or completeness of the information. To the extent permitted by law, ASX and its employees, officers and contractors shall not be liable for any loss or damage arising in any way (including by way of negligence) from or in connection with any information provided or omitted or from any one acting or refraining to act in reliance on this information.

© Copyright 2018 ASX Operations Pty Limited ABN 42 004 523 782. All rights reserved 2019

