



Bonds:

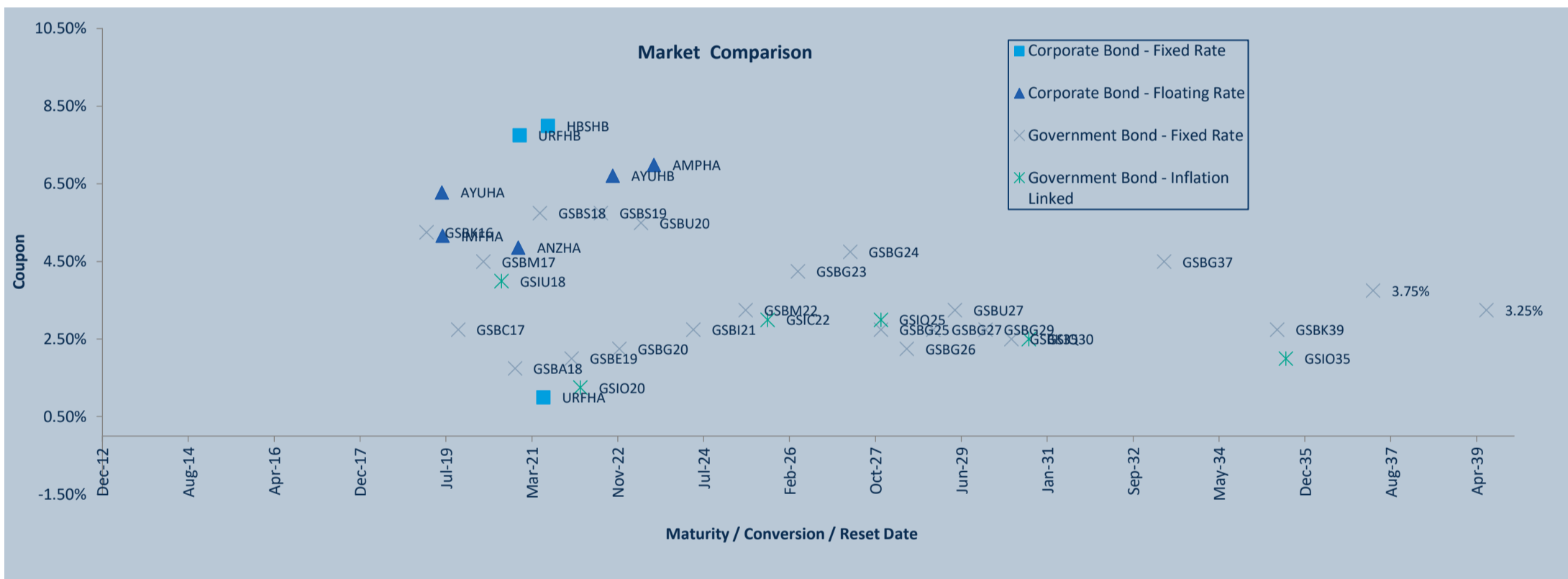
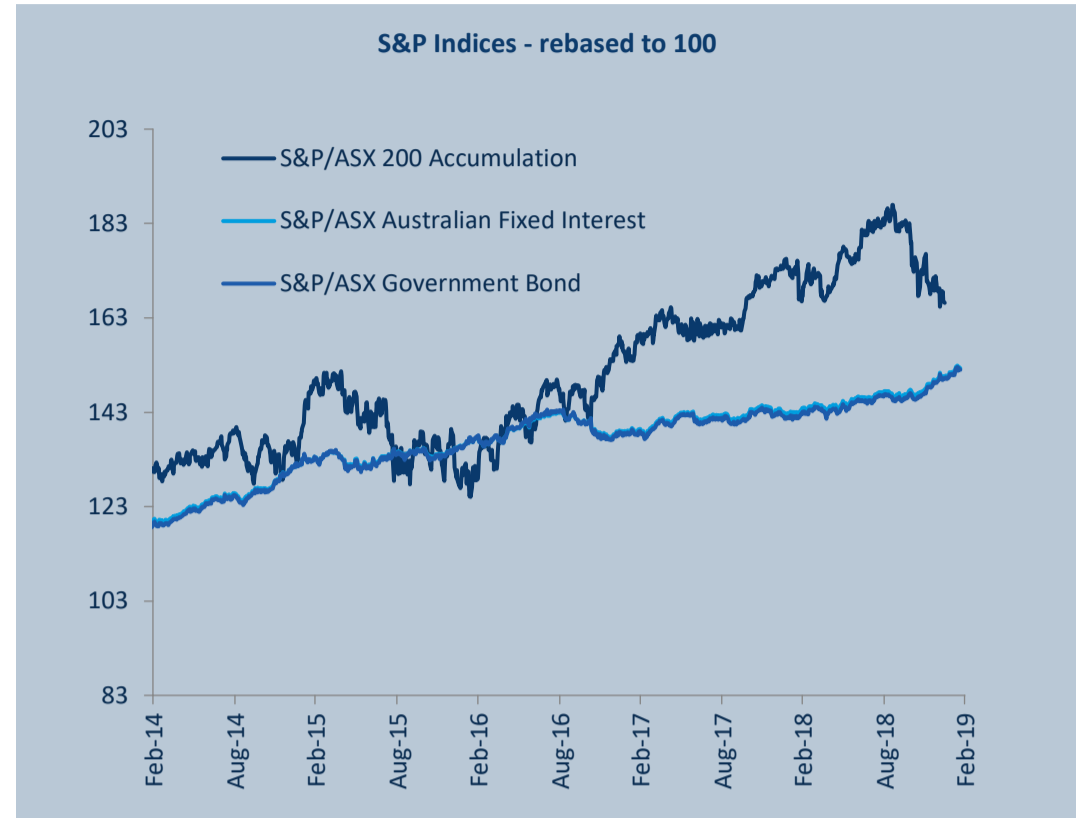
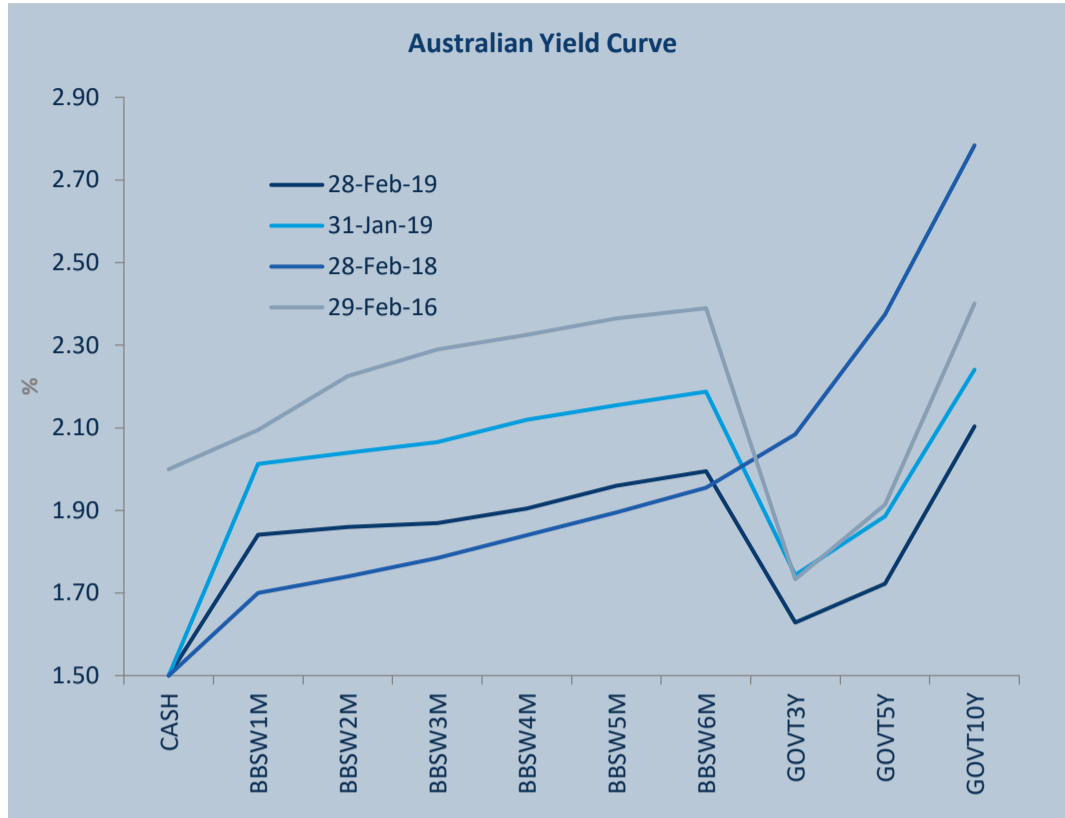
Monthly Update: February 2019



Month: Feb-19

Trading days: 20

Period ending: Thursday, 28 February 2019



Snapshot by Category

Segment	Number listed	Market Cap \$b	Trades Total (#)	Trades per day (#)	Volume (#)	Value \$m
Corporate Bonds - Fixed Rate	4	0.4	245	12	32,070	3.3
Corporate Bonds - Floating Rate	6	0.6	253	13	127,373	12.9
Australian Government Bonds	32	597.2	366	18	88,586	9.8
TOTAL	42	598.33	864	43	248,029	26.0

Recent Listings

Entity	ASX Code	Size (\$m)	Type	Listing Date	Issue Price	Maturity / Conv / Reset	Interest Rate / Dividend	Distribution Payable	Last Price
Australian Government Trea	GSIC50	3750	Government Bonds - Inflation Lin	26-Sep-2018	\$100.00	21-Feb-2050	1.00%	Quarterly	\$103.92
Australian Government Trea	GSBI41	3600	Government Bonds - Fixed Rate	30-Jul-2018	\$100.00	21-May-2041	2.75%	Semi-Annual	\$103.86
Axesstoday Limited	AXLHA	55	Corporate Bonds - Floating Rate	23-Jul-2018	\$100.00	20-Jul-2023	4.90%	n/a	\$100.00
Australian Government Trea	GSBI30	13,800.0	Government Bonds - Fixed Rate	14-Jun-2018	\$100.00	21-May-2030	2.50%	Semi-Annual	\$103.72
Australian Government Trea	GSBU29	19,900.0	Government Bonds - Fixed Rate	29-Jan-2018	\$100.00	21-Nov-2029	2.75%	Semi-Annual	\$101.66
Australian Government Trea	GSBU22	16,500.0	Government Bonds - Fixed Rate	16-Oct-2017	\$100.00	21-Nov-2022	2.25%	Semi-Annual	\$102.50
Australian Government Trea	GSIU27	4,300.0	Government Bonds - Inflation Lin	01-Sep-2017	\$100.00	21-Nov-2027	0.75%	Quarterly	\$105.27

*BBSW = Bank Bill Swap Rate

As of the date of this report this security has not traded, the Last Price reflects the Issue Price



Bonds:

Monthly Update: February 2019



Market Capitalisation Trends

Government Bonds	Feb-17	Feb-18	% change	Last 12 months	
				Feb-19	% change
Market Cap (\$b)	491.4	549.8	11.9%	597.2	8.6%
Number listed (actual)	30	32	6.7%	32	0.0%
Month trades	176	258	46.6%	366	41.9%
Month value (\$m)	7.2	11.2	56.0%	9.8	-12.4%

Corporate Bonds - Fixed Rate	Feb-17	Feb-18	% change	Last 12 months	
				Feb-19	% change
Market Cap (\$b)	0.8	0.5	-40.0%	0.4	-5.0%
Number listed (actual)	6	5	-16.7%	4	-20.0%
Month trades	217	219	0.9%	245	11.9%
Month value (\$m)	5.7	3.3	-41.4%	3.3	-1.6%

Corporate Bonds - Floating Rate	Feb-17	Feb-18	% change	Last 12 months	
				Feb-19	% change
Market Cap (\$b)	6.2	1.8	-70.6%	0.6	-65.1%
Number listed (actual)	8	7	-12.5%	6	-14.3%
Month trades	3,235	936	-71.1%	253	-73.0%
Month value (\$m)	137.2	22.0	-84.0%	12.9	-41.2%

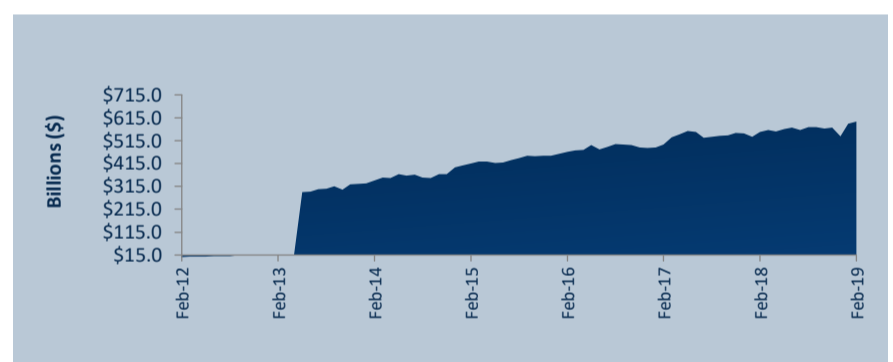
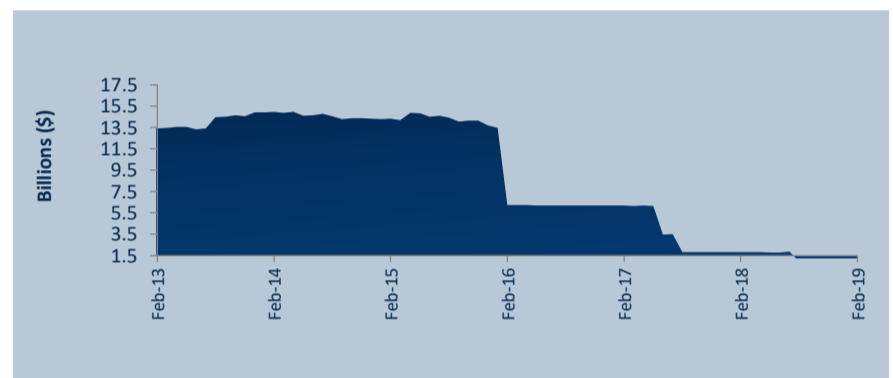
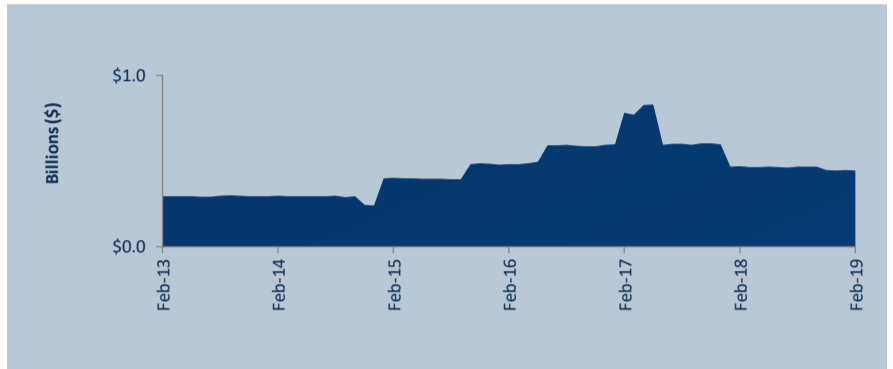
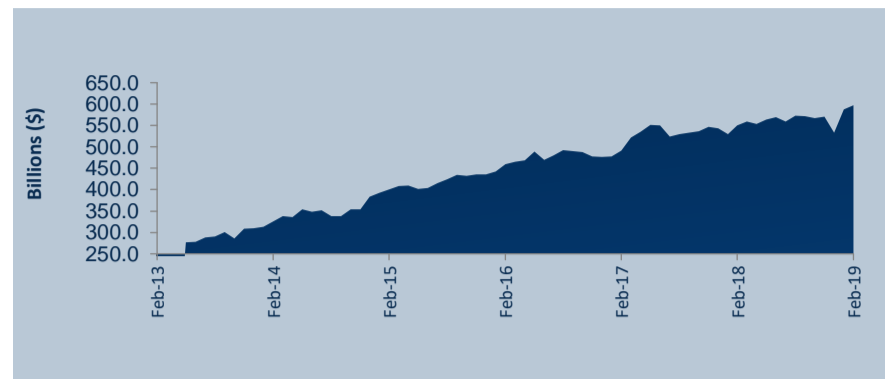
Total Bonds	Feb-17	Feb-18	% change	Last 12 months	
				Feb-19	% change
Market Cap (\$b)	498.4	552.1	10.8%	598.3	8.4%
Number listed (actual)	44	44	0.0%	42	-4.5%
Month trades	3,628	1,413	-61.1%	864	-38.9%
Month value (\$m)	150.0	36.5	-75.7%	26.0	-28.8%

Most Actively Traded Securities by Value					
ASX Code	Security Type	Value (\$)	%Value	Volume	%Volume
TTSHA	Corporate Bonds - Floating Rate	9,493,121	36.49%	94,008	37.90%
AYUHB	Corporate Bonds - Floating Rate	1,595,092	6.13%	15,404	6.21%
URFHC	Corporate Bonds - Fixed Rate	1,159,416	4.46%	11,598	4.68%
GSEI28	Government Bonds - Fixed Rate	1,038,702	3.99%	10,200	4.11%
IMFHA	Corporate Bonds - Floating Rate	979,036	3.76%	9,569	3.86%
TOTAL Top 5		14,265,366.18	54.84%	140,779	56.76%

Annualised Liquidity	
Corporate Bonds - Fixed Rate	9%
Corporate Bonds - Floating Rate	24%
Government Bonds	0%

*Annualised turnover by IRM Category

Performance and Trading Activity Breakdown by Category





Spotlight on Bonds: February 2019



ASX Profiles			Detail						Activity					Prices			Returns			
ASX Code	Issuer	Description	ASX Listed Date	Maturity / Conv / Reset	Coupon	Payment Frequency	Announced Ex Date	Announced Payment Date	Mkt Cap (\$m)#	Traded Value (\$)	Traded Volume	Number of Trades	Monthly Liquidity %	Last *	Year High	Year Low	1 Month Price Return	1 Year Price Return	3 Year Price Return	5 Year Price Return
Government Bonds - Fixed Rate																				
GSBE19	Australian Government Treasury Bonds	Treasury Bond 5.25% 15-03-19 Semi	21-May-13	15-Mar-19	5.25%	Semi-Annual	06-Mar-19	15-Mar-19	\$ 13,582.37	\$ 527,324.18	5,140	37	0.00%	102.82	106.17	101.61	0.17%	-3.12%	-8.75%	-7.35%
GSBS19	Australian Government Treasury Bonds	Treasury Bond 2.75% 21-10-19 Semi	24-Jul-14	21-Oct-19	2.75%	Semi-Annual	11-Apr-19	23-Apr-19	\$ 15,172.13	\$ 220,868.55	2,178	5	0.00%	101.61	102.74	100.80	0.29%	-0.97%	-0.68%	n/a
GSBG20	Australian Government Treasury Bonds	Treasury Bond 4.50% 15-04-20 Semi	21-May-13	15-Apr-20	4.50%	Semi-Annual	04-Apr-19	15-Apr-19	\$ 23,071.31	\$ 749,038.29	7,148	28	0.00%	104.89	107.23	103.63	0.56%	-2.08%	-6.35%	-0.16%
GSBU20	Australian Government Treasury Bonds	Treasury Bond 1.75% 21-11-20 Semi	14-Apr-15	21-Nov-20	1.75%	Semi-Annual	10-May-19	21-May-19	\$ 24,061.17	\$ 880,723.39	8,762	23	0.00%	100.78	100.78	99.14	0.75%	0.96%	1.30%	n/a
GSBI21	Australian Government Treasury Bonds	Treasury Bond 5.75% 15-05-21 Semi	21-May-13	15-May-21	5.75%	Semi-Annual	06-May-19	15-May-19	\$ 33,366.31	\$ 370,746.87	3,362	20	0.00%	110.49	114.00	108.83	0.29%	-2.31%	-7.95%	-2.57%
GSBW21	Australian Government Treasury Bonds	Treasury Bond 2.00% 21-12-21 Semi	30-Jan-17	21-Dec-21	2.00%	Semi-Annual	12-Jun-19	21-Jun-19	\$ 17,654.04	\$ 513,823.17	5,064	3	0.00%	101.46	101.49	99.19	1.01%	1.72%	n/a	n/a
GSBM22	Australian Government Treasury Bonds	Treasury Bond 5.75% 15-07-22 Semi	21-May-13	15-Jul-22	5.75%	Semi-Annual	04-Jul-19	15-Jul-19	\$ 28,598.79	\$ 724,475.32	6,362	34	0.00%	114.40	116.81	113.16	0.52%	-0.79%	-5.81%	1.30%
GSBU22	Australian Government Treasury Bonds	Treasury Bond 2.25% 21-11-22 Semi	16-Oct-17	21-Nov-22	2.25%	Semi-Annual	10-May-19	21-May-19	\$ 16,974.38	\$ 205,000.00	2,000	1	0.00%	102.88	102.50	99.48	0.84%	2.82%	n/a	n/a
GSBG23	Australian Government Treasury Bonds	Treasury Bond 5.50% 21-04-23 Semi	21-May-13	21-Apr-23	5.50%	Semi-Annual	11-Apr-19	23-Apr-19	\$ 28,278.73	\$ 471,089.55	4,017	10	0.00%	117.34	118.00	113.80	0.64%	0.20%	-5.07%	4.03%
GSBG24	Australian Government Treasury Bonds	Treasury Bond 2.75% 21-04-24 Semi	21-May-13	21-Apr-24	2.75%	Semi-Annual	11-Apr-19	23-Apr-19	\$ 27,803.44	\$ 26,209.65	247	2	0.00%	106.12	106.15	101.33	2.35%	4.16%	1.72%	18.99%
GSBG25	Australian Government Treasury Bonds	Treasury Bond 3.25% 21-04-25 Semi	30-May-13	21-Apr-25	3.25%	Semi-Annual	11-Apr-19	23-Apr-19	\$ 28,641.88	\$ 364,416.16	3,332	18	0.00%	109.74	109.83	103.95	1.79%	4.02%	0.68%	20.68%
GSBG26	Australian Government Treasury Bonds	Treasury Bond 4.25% 21-04-26 Semi	18-Mar-14	21-Apr-26	4.25%	Semi-Annual	11-Apr-19	23-Apr-19	\$ 36,987.93	\$ 73,444.85	625	2	0.00%	117.42	117.55	111.82	1.37%	4.56%	0.91%	n/a
GSBG27	Australian Government Treasury Bonds	Treasury Bond 4.75% 21-04-27 Semi	21-May-13	21-Apr-27	4.75%	Semi-Annual	11-Apr-19	23-Apr-19	\$ 36,420.58	\$ 785,412.45	6,414	19	0.00%	122.63	122.88	115.41	1.48%	3.73%	3.59%	16.71%
GSBU27	Australian Government Treasury Bonds	Treasury Bond 2.75% 21-11-27 Semi	28-Jan-16	21-Nov-27	2.75%	Semi-Annual	10-May-19	21-May-19	\$ 29,859.20	\$ 69,525.53	652	3	0.00%	106.64	106.73	99.84	2.52%	5.46%	3.29%	n/a
GSBI28	Australian Government Treasury Bonds	Treasury Bond 2.50% 21-05-28 Semi	19-May-16	21-May-28	2.25%	Semi-Annual	10-May-19	21-May-19	\$ 28,851.42	\$ 1,038,702.00	10,200	7	0.00%	102.31	102.31	94.70	2.50%	7.51%	n/a	n/a
GSBU28	Australian Government Treasury Bonds	Treasury Bond 2.75% 21-11-28 Semi	02-Mar-17	21-Nov-28	2.75%	Semi-Annual	10-May-19	21-May-19	\$ 27,435.01	\$ 97,431.39	910	14	0.00%	107.17	107.33	99.46	2.57%	6.42%	n/a	n/a
GSBG29	Australian Government Treasury Bonds	Treasury Bond 3.25% 21-04-29 Semi	21-May-13	21-Apr-29	3.25%	Semi-Annual	11-Apr-19	23-Apr-19	\$ 29,575.17	\$ -	-	-	0.00%	112.03	111.03	103.95	0.90%	7.51%	4.37%	27.82%
GSBU29	Australian Government Treasury Bonds	Treasury Bond 2.75% 21-11-29 Semi	29-Jan-18	21-Nov-29	2.75%	Semi-Annual	10-May-19	21-May-19	\$ 21,314.89	\$ -	-	-	0.00%	107.11	103.14	100.30	5.36%	8.66%	n/a	n/a
GSBI30	Australian Government Treasury Bonds	Treasury Bond 2.50% 21-05-30 Semi	14-Jun-18	21-May-30	2.50%	Semi-Annual	10-May-19	21-May-19	\$ 14,466.54	\$ 2,074.46	20	1	0.00%	104.83	103.72	97.89	1.81%	n/a	n/a	n/a
GSBG33	Australian Government Treasury Bonds	Treasury Bond 4.50% 21-04-33 Semi	22-Nov-13	21-Apr-33	4.50%	Semi-Annual	11-Apr-19	23-Apr-19	\$ 17,990.77	\$ 699,664.71	5,409	19	0.00%	129.43	130.02	117.33	1.98%	7.91%	4.97%	31.36%
GSBK35	Australian Government Treasury Bonds	Treasury Bond 2.75% 21-06-35 Semi	30-Mar-15	21-Jun-35	2.75%	Semi-Annual	12-Jun-19	21-Jun-19	\$ 7,786.59	\$ 44,827.31	427	3	0.00%	105.94	106.09	94.97	3.31%	11.20%	10.82%	n/a
GSBG37	Australian Government Treasury Bonds	Treasury Bond 3.75% 21-04-37 Semi	21-Oct-14	21-Apr-37	3.75%	Semi-Annual	11-Apr-19	23-Apr-19	\$ 14,531.76	\$ 448,584.47	3,721	20	0.00%	121.10	121.59	108.13	3.16%	10.42%	8.12%	n/a
GSBK39	Australian Government Treasury Bonds	Treasury Bond 3.25% 21-06-39 Semi	20-Oct-15	21-Jun-39	3.25%	Semi-Annual	12-Jun-19	21-Jun-19	\$ 9,427.32	\$ 188,526.97	1,707	3	0.00%	112.23	112.95	101.45	3.05%	11.67%	9.50%	n/a
GSBI41	Australian Government Treasury Bonds	Treasury Bond 2.75% 21-05-41 Semi	30-Jul-18	21-May-41	2.75%	Semi-Annual	10-May-19	21-May-19	\$ 3,725.28	\$ 8,828.10	85	1	0.00%	103.48	103.86	94.07	1.50%	n/a	n/a	n/a
GSBE47	Australian Government Treasury Bonds	Treasury Bond 3.00% 21-03-47 Semi	19-Oct-16	21-Mar-47	3.00%	Semi-Annual	12-Mar-19	21-Mar-19	\$ 14,022.19	\$ 383,961.15	3,562	19	0.00%	107.86	109.00	92.77	1.15%	14.59%	n/a	n/a
Government Bonds - Inflation Linked																				
GSIO20	Australian Government Treasury Indexed Bonds	Treas Indexed Bond Cpi+4.00% 20-08-20 Qly	21-May-13	20-Aug-20	4.00%	Quarterly	09-May-19	20-May-19	\$ 5,509.71	\$ 30,654.04	168	4	0.00%	181.23	184.59	181.32	-0.61%	-1.58%	-4.84%	-1.22%
GSIC22	Australian Government Treasury Indexed Bonds	Treas Indexed Bond Cpi+1.25% 21-02-22 Qly	21-May-13	21-Feb-22	1.25%	Quarterly	10-May-19	21-May-19	\$ 7,372.63	\$ 181,903.95	1,551	17	0.00%	117.21	117.96	115.09	0.59%	1.57%	2.28%	14.86%
GSIQ25	Australian Government Treasury Indexed Bonds	Treas Indexed Bond Cpi+3.00% 20-09-25 Qly	21-May-13	20-Sep-25	3.00%	Quarterly	11-Mar-19	20-Mar-19	\$ 10,353.93	\$ 293,116.96	2,031	23	0.00%	143.94	144.70	140.10	0.92%	2.02%	0.47%	12.90%
GSIU27	Australian Government Treasury Indexed Bonds	Treas Indexed Bond Cpi+0.75% 21-11-27 Qly	01-Sep-17	21-Nov-27	3.00%	Quarterly	10-May-19	21-May-19	\$ 4,515.86	\$ 107,318.77	1,019	3	0.00%	105.02	105.74	100.14	0.21%	4.66%	n/a	n/a
GSIQ30	Australian Government Treasury Indexed Bonds	Treas Indexed Bond Cpi+2.50% 20-09-30 Qly	21-May-13	20-Sep-30	2.50%	Quarterly	11-Mar-19	20-Mar-19	\$ 6,583.18	\$ 87,662.45	598	15	0.00%	146.53	147.30	139.64	1.33%	4.09%	6.00%	22.68%
GSIO35	Australian Government Treasury Indexed Bonds	Treas Indexed Bond Cpi+2.00% 21-08-35 Qly	01-Oct-13	21-Aug-35	2.00%	Quarterly	10-May-19	21-May-19	\$ 5,275.74	\$ 94,937.97	710	2	0.00%	133.56	134.15	125.45	1.48%	5.47%	6.08%	35.37%
GSIO40	Australian Government Treasury Indexed Bonds	Treas Indexed Bond Cpi+1.25% 21-08-40 Qly	18-Aug-15	21-Aug-40	1.25%	Quarterly	10-May-19	21-May-19	\$ 4,138.87	\$ 62,456.19	536	5	0.00%	116.59	117.45	107.46	3.37%	7.95%	8.58%	n/a
GSIC50	Australian Government Treasury Indexed Bonds	Treas Indexed Bond Cpi+1.00% 21-02-50 Qly	26-Sep-18	21-Feb-50	1.25%	Quarterly	10-May-19	21-May-19	\$ 3,897.00	\$ 65,553.87	629	5	0.00%	103.92	106.20	96.22	-2.15%	n/a	n/a	n/a
Corporate Bonds - Fixed Rate																				
MVTHA	Mercantile Investment Company Ltd	Bond 8.00% 10-07-21 Semi Sub	30-Jun-16	10-Jul-21	8.00%	Semi-Annual			\$ 23.11	\$ 185,229.61	1,803	17	0.80%	103.60	105.93	100.00	1.07%	1.07%	n/a	n/a
PPCHA	Peet Limited	Simple Bond 7.50% Semi 07-06-21	08-Jun-16	07-Jun-21	1.00%	Semi-Annual			\$ 105.21	\$ 820,279.47	7,803	75	0.78%	105.21	107.25	102.00	0.20%	0.20%	n/a	n/a
URFHB	US Masters Residential Property Fund	Bond 7.75% 24-12-2020 Qly Red T 12-18	27-Oct-15	24-Dec-20	7.75%	Quarterly			\$ 90.99	\$ 650,202.30	6,502	22	0.71%	100.50	102.48	97.00	0.40%	-1.08%	-1.04%	n/a
URFHC	US Masters Residential Property Fund	Bond 7.75% 24-12-21 Qly Red T-12-19	23-Feb-17	24-Dec-21	7.75%	Quarterly			\$ 174.48	\$ 1,159,415.70	11,598	64	0.66%	99.70	101.99	97.00	-0.65%	-1.97%	n/a	n/a
Corporate Bonds - Floating Rate																				
AXLHA	Assesstoday Limited	Simple Bond 3-Bbsw+4.90% 20-07-23	23-Jul-18	20-Jul-23	6.99%	n/a	21-Mar-19	01-Apr-19	\$ 55.00	\$ -	-	-	0.00%	100.00	101.25	99.90	0.00%	n/a	n/a	n/a
AYUHB	Australian Unity Limited	Simple Bond 3-Bbsw+2.80% 15-12-20	16-Dec-15	15-Dec-20	4.86%	Quarterly	04-Apr-19	15-Apr-19	\$ 258.25	\$ 1,595,091.67	15,404	108	0.62%	103.30	105.00	101.49	0.52%	-0.77%	1.77%	n/a
IMFHA	IMF Bentham Limited	Bond 3-Bbsw+4.20% 22-12-22 Sec Step T-01-22	30-Apr-14	30-Jun-19	6.28%	Quarterly	28-Mar-19	08-Apr-19	\$ 77.67	\$ 979,035.54	9,569	63	1.26%	102.20	103.00	100.00	0.20%	0.39%	4.93%	n/a
PPCHB	Peet Limited	Simple Bond 3-Bbsw+4.65% 05-10-22	10-Jul-17	05-Oct-22	6.71%	n/a	27-Mar-19	05-Apr-19	\$ 50.75	\$ 861,599.31	8,392	30	1.70%	101.50	105.00	100.40	-2.40%	-1.46%	n/a	n/a
TTSHA	Tatts Group Limited	Bond 3-Bbsw+ 3.10% 5-07-2019	02-Jul-12	05-Jul-19	5.16%	Quarterly	27-Mar-19	05-Apr-19	\$ 194.47	\$ 9,493,121.27	94,008	52	4.88%	101.29	104.40	100.40	-0.01%	-1.66%	-2.98%	-3.81%
VLWHA	Villa World Limited	Simple Bond 3-Bbsw+4.75% 21-04-22	24-Apr-17	21-Apr-22	6.82%	Quarterly	12-Apr-19	23-Apr-19	\$ 52.15	\$ 452,741.16	4,364	67	0.87%	104.30	106.00	102.00	0.29%	-0.67%	n/a	n/a

* Australian Government Treasury / Index Bonds are recorded at the valuation price

All values are as at Feb-19.

Past Performance is not a reliable indicator of future performance.



Martin Dinh
Senior Product Manager
+61 2 9227 0318
martin.dinh@asx.com.au

Information provided does not constitute financial product advice. You should obtain independent advice from an Australian financial services licensee before making any financial decisions. Although ASX Limited ABN 98 008 624 691 and its related bodies corporate ("ASX") has made every effort to ensure the accuracy of the information as at the date of publication, ASX does not give any warranty or representation as to the accuracy, reliability or completeness of the information. To the extent permitted by law, ASX and its employees, officers and contractors shall not be liable for any loss or damage arising in any way (including by way of negligence) from or in connection with any information provided or omitted or from any one acting or refraining to act in reliance on this information.

© Copyright 2018 ASX Operations Pty Limited ABN 42 004 523 782. All rights reserved 2019

