



Bonds:

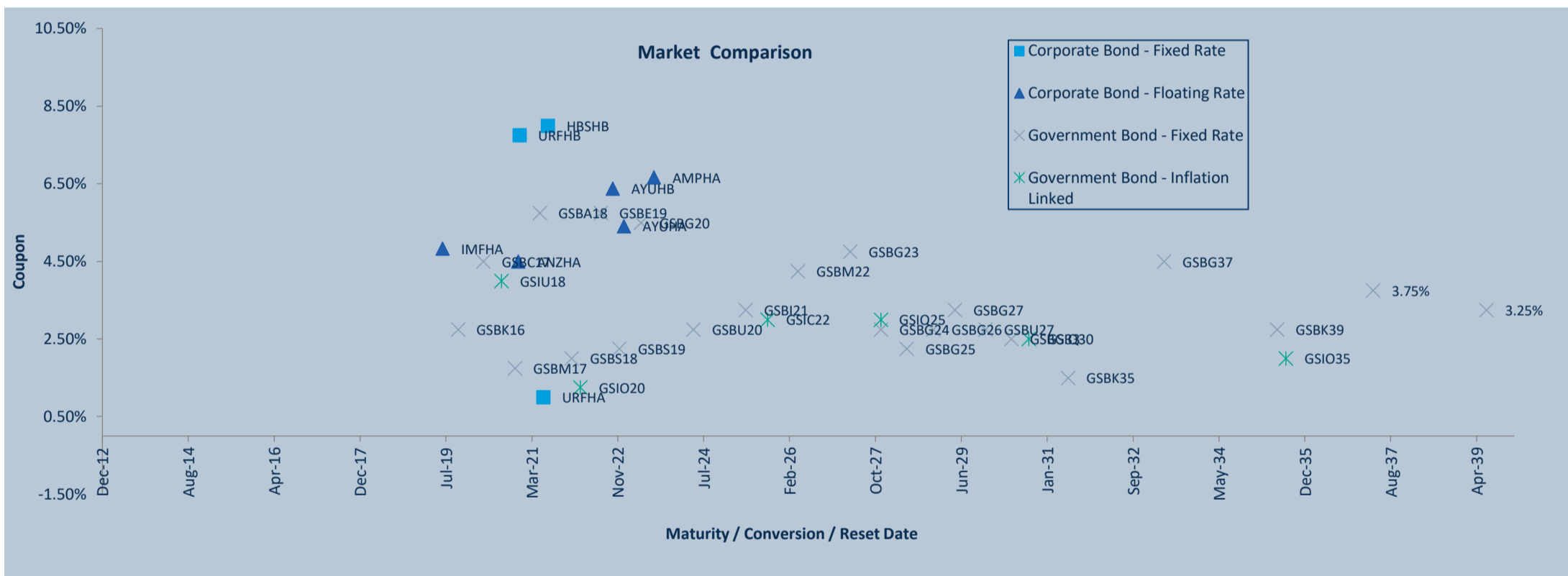
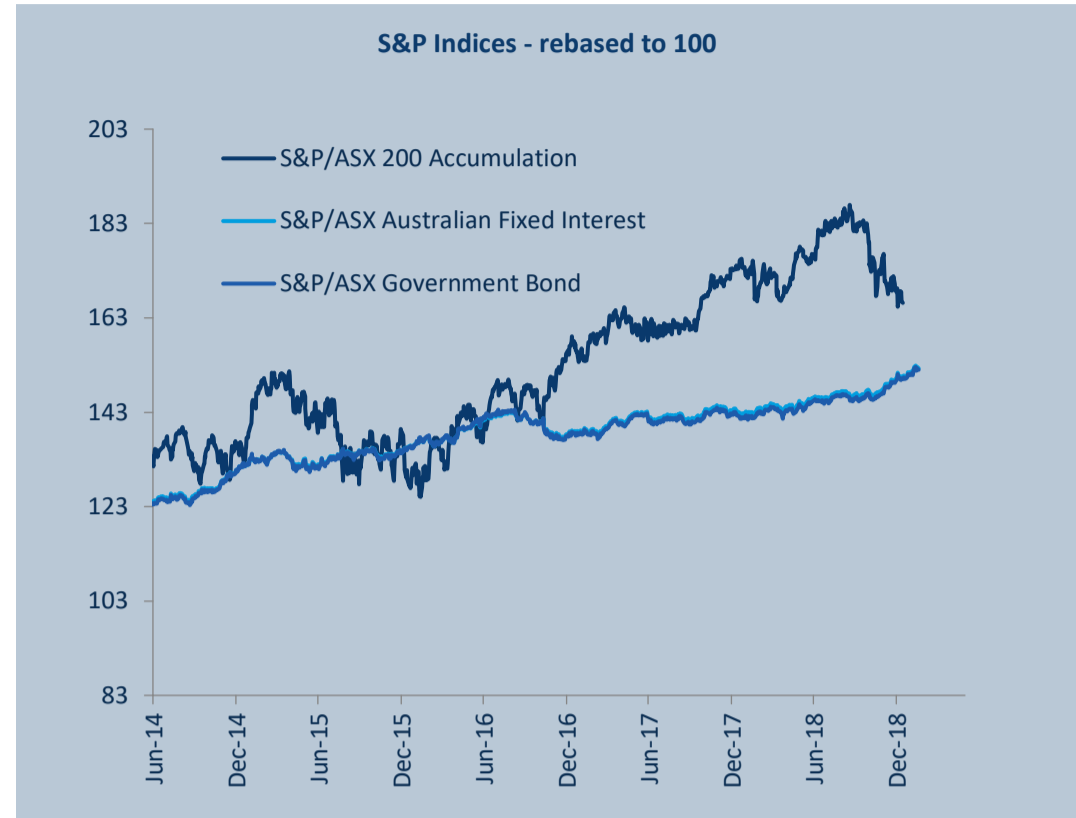
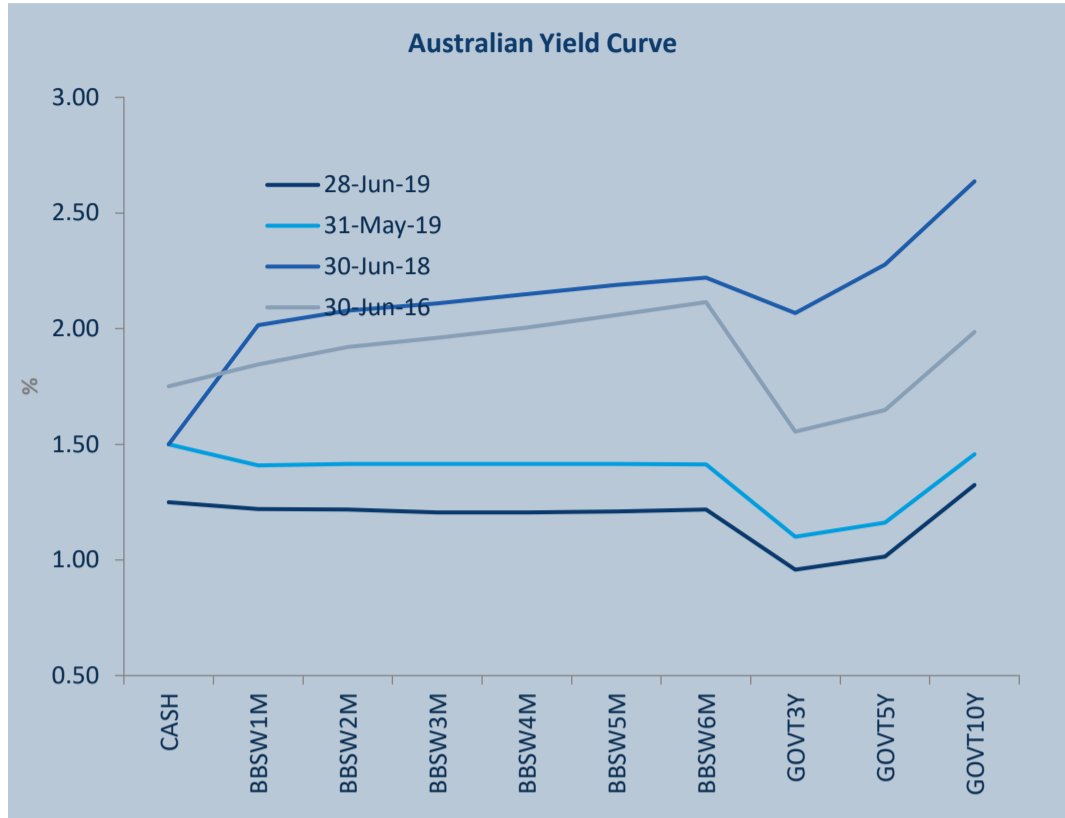
Monthly Update: June 2019



Month: Jun-19

Trading days: 19

Period ending: Friday, 28 June 2019



Snapshot by Category

Segment	Number listed	Market Cap \$b	Trades Total (#)	Trades per day (#)	Volume (#)	Value \$m
Corporate Bonds - Fixed Rate	4	0.4	400	21	71,492	7.2
Corporate Bonds - Floating Rate	6	0.6	354	19	65,623	6.8
Australian Government Bonds	32	621.6	361	19	90,552	11.1
TOTAL	42	622.72	1,115	59	227,667	25.0

Recent Listings

Entity	ASX Code	Size (\$m)	Type	Listing Date	Issue Price	Maturity / Conv / Reset	Interest Rate / Dividend	Distribution Payable	Last Price
Australian Government Trea	GSBK31	5800	Government Bonds - Fixed Rate	03-Jun-2019	\$100.00	21-Jun-2031	1.50%	Semi-Annual	\$102.18
Australian Government Trea	GSIC50	3750	Government Bonds - Inflation Lin	26-Sep-2018	\$100.00	21-Feb-2050	1.00%	Quarterly	\$121.43
Australian Government Trea	GSBI41	3600	Government Bonds - Fixed Rate	30-Jul-2018	\$100.00	21-May-2041	2.75%	Semi-Annual	\$116.55
Axesstoday Limited	AXLHA	55	Corporate Bonds - Floating Rate	23-Jul-2018	\$100.00	20-Jul-2023	4.90%	n/a	\$100.00
Australian Government Trea	GSBI30	19,600.0	Government Bonds - Fixed Rate	14-Jun-2018	\$100.00	21-May-2030	2.50%	Semi-Annual	\$110.52
Australian Government Trea	GSBU29	22,600.0	Government Bonds - Fixed Rate	29-Jan-2018	\$100.00	21-Nov-2029	2.75%	Semi-Annual	\$113.24
Australian Government Trea	GSBU22	16,500.0	Government Bonds - Fixed Rate	16-Oct-2017	\$100.00	21-Nov-2022	2.25%	Semi-Annual	\$104.47
Australian Government Trea	GSIU27	4,600.0	Government Bonds - Inflation Lin	01-Sep-2017	\$100.00	21-Nov-2027	0.75%	Quarterly	\$111.51

*BBSW = Bank Bill Swap Rate



Bonds:

Monthly Update: June 2019



Market Capitalisation Trends

Government Bonds	Jun-17	Jun-18	% change	Last 12 months	
				Jun-19	% change
Market Cap (\$b)	549.7	568.9	3.5%	621.6	9.3%
Number listed (actual)	31	33	6.5%	32	-3.0%
Month trades	191	212	11.0%	361	70.3%
Month value (\$m)	8.9	12.5	41.0%	11.1	-11.6%

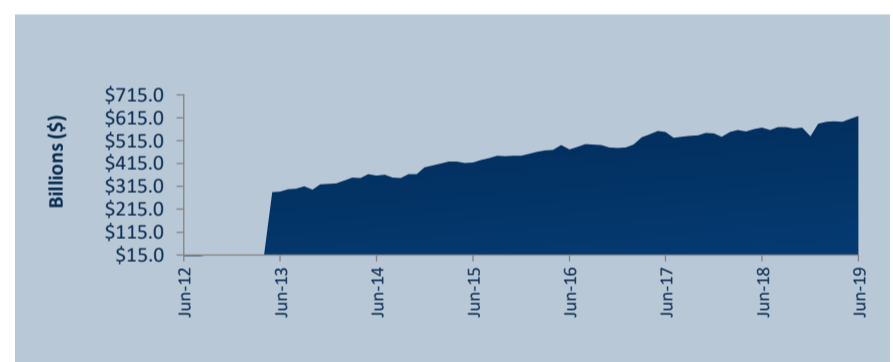
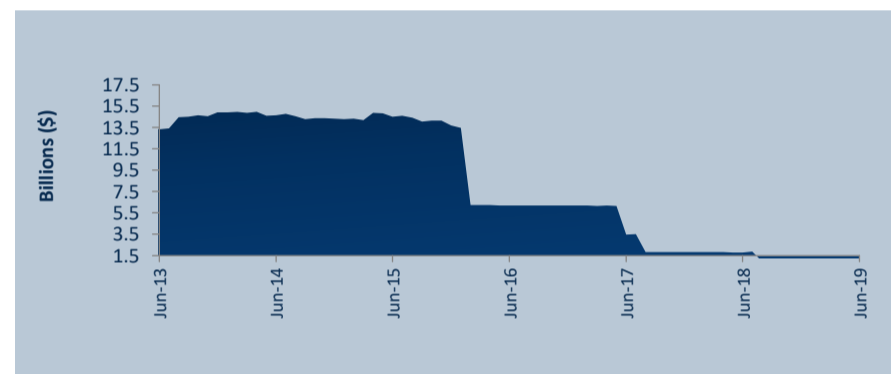
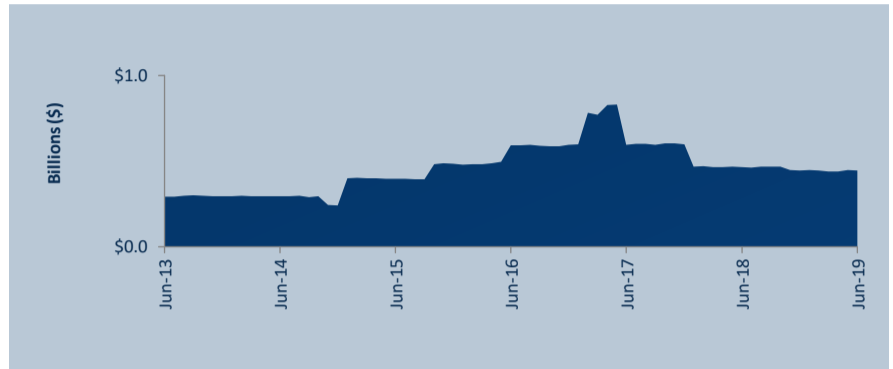
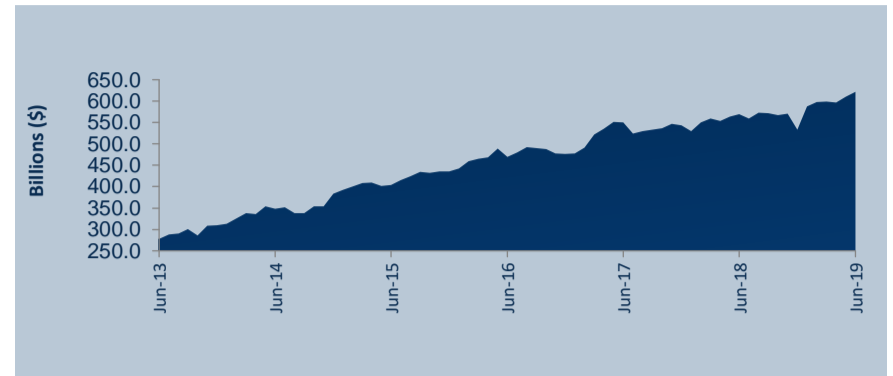
Corporate Bonds - Fixed Rate	Jun-17	Jun-18	% change	Last 12 months	
				Jun-19	% change
Market Cap (\$b)	0.6	0.5	-22.1%	0.4	-4.3%
Number listed (actual)	6	5	-16.7%	4	-20.0%
Month trades	273	235	-13.9%	400	70.2%
Month value (\$m)	4.5	5.6	23.9%	7.2	27.7%

Corporate Bonds - Floating Rate	Jun-17	Jun-18	% change	Last 12 months	
				Jun-19	% change
Market Cap (\$b)	3.5	1.8	-48.0%	0.6	-64.8%
Number listed (actual)	6	7	16.7%	6	-14.3%
Month trades	1,903	1,054	-44.6%	354	-66.4%
Month value (\$m)	49.8	37.9	-24.0%	6.8	-82.1%

Total Bonds	Jun-17	Jun-18	% change	Last 12 months	
				Jun-19	% change
Market Cap (\$b)	553.8	571.2	3.1%	622.7	9.0%
Number listed (actual)	43	45	4.7%	42	-6.7%
Month trades	2,367	1,501	-36.6%	1,115	-25.7%
Month value (\$m)	63.2	56.0	-11.4%	25.0	-55.3%

Most Actively Traded Securities by Value					
ASX Code	Security Type	Value (\$)	%Value	Volume	%Volume
PPCHB	Corporate Bonds - Floating Rate	2,888,484	11.55%	27,542	12.10%
URFHC	Corporate Bonds - Fixed Rate	2,875,267	11.50%	29,283	12.86%
AYUHB	Corporate Bonds - Floating Rate	2,179,551	8.72%	21,295	9.35%
URFHB	Corporate Bonds - Fixed Rate	1,818,788	7.27%	18,429	8.09%
GSBG33	Government Bonds - Fixed Rate	1,484,866	5.94%	10,680	4.69%
TOTAL Top 5		11,246,955.95	44.97%	107,229	47.10%

Performance and Trading Activity Breakdown by Category





Spotlight on Bonds: June 2019



ASX Profiles			Detail					Activity					Prices			Returns				
ASX Code	Issuer	Description	ASX Listed Date	Maturity / Conv / Reset	Coupon	Payment Frequency	Announced Ex Date	Announced Payment Date	Mkt Cap (\$m)#	Traded Value (\$)	Traded Volume	Number of Trades	Monthly Liquidity %	Last *	Year High	Year Low	1 Month Price Return	1 Year Price Return	3 Year Price Return	5 Year Price Return
Government Bonds - Fixed Rate																				
GSBS19	Australian Government Treasury Bonds	Treasury Bond 2.75% 21-10-19 Semi	24-Jul-14	21-Oct-19	2.75%	Semi-Annual	10-Oct-19	21-Oct-19	\$ 15,082.69	\$ 398,755.51	3,950	7	0.00%	101.01	102.40	100.53	0.19%	-0.40%	-1.41%	n/a
GSBG20	Australian Government Treasury Bonds	Treasury Bond 4.50% 15-04-20 Semi	21-May-13	15-Apr-20	4.50%	Semi-Annual	04-Oct-19	15-Oct-19	\$ 20,068.42	\$ 723,879.22	6,986	33	0.00%	103.65	106.14	102.81	0.09%	-1.53%	-7.30%	-3.18%
GSBU20	Australian Government Treasury Bonds	Treasury Bond 1.75% 21-11-20 Semi	14-Apr-15	21-Nov-20	1.75%	Semi-Annual	12-Nov-19	21-Nov-19	\$ 22,216.46	\$ 249,503.08	2,461	17	0.00%	101.50	101.73	99.38	0.36%	1.77%	1.33%	n/a
GSBI21	Australian Government Treasury Bonds	Treasury Bond 5.75% 15-05-21 Semi	21-May-13	15-May-21	5.75%	Semi-Annual	06-Nov-19	15-Nov-19	\$ 31,808.94	\$ 596,237.84	5,444	30	0.00%	109.62	112.08	108.66	0.47%	-1.08%	-7.89%	-5.12%
GSBW21	Australian Government Treasury Bonds	Treasury Bond 2.00% 21-12-21 Semi	30-Jan-17	21-Dec-21	2.00%	Semi-Annual	12-Dec-19	23-Dec-19	\$ 17,871.54	\$ 33,072.62	322	2	0.00%	102.71	102.74	99.71	0.67%	3.02%	n/a	n/a
GSBM22	Australian Government Treasury Bonds	Treasury Bond 5.75% 15-07-22 Semi	21-May-13	15-Jul-22	5.75%	Semi-Annual	04-Jul-19	15-Jul-19	\$ 29,317.41	\$ 1,381,308.14	11,837	46	0.00%	117.27	117.40	113.16	0.61%	0.40%	-6.74%	-0.19%
GSBU22	Australian Government Treasury Bonds	Treasury Bond 2.25% 21-11-22 Semi	16-Oct-17	21-Nov-22	2.25%	Semi-Annual	12-Nov-19	21-Nov-19	\$ 17,276.33	\$ 4,692.49	45	4	0.00%	104.71	104.59	100.26	0.60%	4.87%	n/a	n/a
GSBG23	Australian Government Treasury Bonds	Treasury Bond 5.50% 21-04-23 Semi	21-May-13	21-Apr-23	5.50%	Semi-Annual	10-Oct-19	21-Oct-19	\$ 29,735.66	\$ 117,018.13	995	10	0.00%	118.00	118.76	113.80	0.49%	1.92%	-5.19%	2.42%
GSBG24	Australian Government Treasury Bonds	Treasury Bond 2.75% 21-04-24 Semi	21-May-13	21-Apr-24	2.75%	Semi-Annual	10-Oct-19	21-Oct-19	\$ 30,039.84	\$ 315,265.89	2,909	3	0.00%	108.84	108.54	102.19	1.06%	5.78%	2.06%	16.50%
GSBG25	Australian Government Treasury Bonds	Treasury Bond 3.25% 21-04-25 Semi	30-Mar-13	21-Apr-25	3.25%	Semi-Annual	10-Oct-19	21-Oct-19	\$ 29,547.55	\$ 332,333.43	2,958	21	0.00%	113.21	113.35	104.40	1.22%	7.11%	1.98%	17.29%
GSBG26	Australian Government Treasury Bonds	Treasury Bond 4.25% 21-04-26 Semi	18-Mar-14	21-Apr-26	4.25%	Semi-Annual	10-Oct-19	21-Oct-19	\$ 38,194.07	\$ 64,949.55	541	4	0.00%	121.25	121.35	111.82	2.08%	7.27%	0.58%	17.05%
GSBG27	Australian Government Treasury Bonds	Treasury Bond 4.75% 21-04-27 Semi	21-May-13	21-Apr-27	4.75%	Semi-Annual	10-Oct-19	21-Oct-19	\$ 37,858.04	\$ 1,138,838.96	8,977	18	0.00%	127.47	127.66	115.84	1.50%	7.97%	0.84%	16.16%
GSBU27	Australian Government Treasury Bonds	Treasury Bond 2.75% 21-11-27 Semi	28-Jan-16	21-Nov-27	2.75%	Semi-Annual	12-Nov-19	21-Nov-19	\$ 31,368.40	\$ -	-	-	0.00%	112.03	109.58	101.50	2.24%	10.47%	8.51%	n/a
GSBI28	Australian Government Treasury Bonds	Treasury Bond 2.25% 21-05-28 Semi	19-May-16	21-May-28	2.25%	Semi-Annual	12-Nov-19	21-Nov-19	\$ 30,506.76	\$ 107,270.00	1,000	1	0.00%	108.18	107.27	96.01	2.04%	11.35%	n/a	n/a
GSBU28	Australian Government Treasury Bonds	Treasury Bond 2.75% 21-11-28 Semi	02-Mar-17	21-Nov-28	2.75%	Semi-Annual	12-Nov-19	21-Nov-19	\$ 29,100.29	\$ 159,176.68	1,412	13	0.00%	113.67	113.89	100.78	1.89%	11.49%	n/a	n/a
GSBG29	Australian Government Treasury Bonds	Treasury Bond 3.25% 21-04-29 Semi	21-May-13	21-Apr-29	3.25%	Semi-Annual	10-Oct-19	21-Oct-19	\$ 32,144.08	\$ 198,258.85	1,680	14	0.00%	119.05	119.31	104.79	1.96%	12.24%	5.94%	27.45%
GSBU29	Australian Government Treasury Bonds	Treasury Bond 2.75% 21-11-29 Semi	29-Jan-18	21-Nov-29	2.75%	Semi-Annual	12-Nov-19	21-Nov-19	\$ 25,768.52	\$ 113,702.40	1,010	2	0.00%	114.02	114.80	101.24	4.47%	13.68%	n/a	n/a
GSBI30	Australian Government Treasury Bonds	Treasury Bond 2.50% 21-05-30 Semi	14-Jun-18	21-May-30	2.50%	Semi-Annual	12-Nov-19	21-Nov-19	\$ 21,975.13	\$ 176,983.00	1,600	2	0.00%	112.12	110.78	99.10	4.63%	14.54%	n/a	n/a
GSBK31	Australian Government Treasury Bonds	Treasury Bond 1.50% 21-06-31 Semi	03-Jun-19	21-Jun-31	1.50%	Semi-Annual	12-Dec-19	23-Dec-19	\$ 5,874.76	\$ 103,844.63	1,034	3	0.00%	101.29	102.18	100.38	n/a	n/a	n/a	n/a
GSBG33	Australian Government Treasury Bonds	Treasury Bond 4.50% 21-04-33 Semi	22-Nov-13	21-Apr-33	4.50%	Semi-Annual	10-Oct-19	21-Oct-19	\$ 19,426.64	\$ 1,484,866.02	10,680	22	0.01%	139.76	140.33	118.50	2.70%	15.10%	10.74%	31.22%
GSBK35	Australian Government Treasury Bonds	Treasury Bond 2.75% 21-06-35 Semi	30-Mar-15	21-Jun-35	2.75%	Semi-Annual	12-Dec-19	23-Dec-19	\$ 9,052.00	\$ 58,525.94	503	5	0.00%	116.80	118.19	97.01	2.03%	18.27%	12.88%	n/a
GSBG37	Australian Government Treasury Bonds	Treasury Bond 3.75% 21-04-37 Semi	21-Oct-14	21-Apr-37	3.75%	Semi-Annual	10-Oct-19	21-Oct-19	\$ 16,078.80	\$ 706,667.24	5,349	21	0.00%	133.99	134.29	109.72	3.67%	19.10%	13.94%	n/a
GSBK39	Australian Government Treasury Bonds	Treasury Bond 3.25% 21-06-39 Semi	20-Oct-15	21-Jun-39	3.25%	Semi-Annual	12-Dec-19	23-Dec-19	\$ 10,979.66	\$ 423,770.52	3,380	6	0.00%	126.20	126.37	102.86	5.04%	21.59%	14.15%	n/a
GSBI41	Australian Government Treasury Bonds	Treasury Bond 2.75% 21-05-41 Semi	30-Jul-18	21-May-41	2.75%	Semi-Annual	12-Nov-19	21-Nov-19	\$ 4,214.88	\$ 618,916.55	5,313	6	0.01%	117.08	118.47	94.07	4.21%	n/a	n/a	n/a
GSBE47	Australian Government Treasury Bonds	Treasury Bond 3.00% 21-03-47 Semi	19-Oct-16	21-Mar-47	3.00%	Semi-Annual	12-Sep-19	23-Sep-19	\$ 16,102.97	\$ 242,562.24	2,012	12	0.00%	123.87	125.04	95.80	4.96%	26.73%	n/a	n/a
Government Bonds - Inflation Linked																				
GSIO20	Australian Government Treasury Indexed Bonds	Treas Indexed Bond Cpi+4.00% 20-08-20 Qly	21-May-13	20-Aug-20	4.00%	Quarterly	09-Aug-19	20-Aug-19	\$ 3,740.68	\$ 509,697.25	2,812	8	0.01%	181.48	184.58	180.72	0.22%	-1.45%	-3.85%	-3.64%
GSIC22	Australian Government Treasury Indexed Bonds	Treas Indexed Bond Cpi+1.25% 21-02-22 Qly	21-May-13	21-Feb-22	1.25%	Quarterly	12-Aug-19	21-Aug-19	\$ 7,692.06	\$ 19,069.37	160	11	0.00%	119.44	119.57	116.03	0.43%	2.62%	4.15%	11.41%
GSIQ25	Australian Government Treasury Indexed Bonds	Treas Indexed Bond Cpi+3.00% 20-09-25 Qly	21-May-13	20-Sep-25	3.00%	Quarterly	11-Sep-19	20-Sep-19	\$ 11,252.57	\$ 120,496.02	814	20	0.00%	148.20	148.79	140.58	0.07%	4.96%	2.27%	11.24%
GSIU27	Australian Government Treasury Indexed Bonds	Treas Indexed Bond Cpi+0.75% 21-11-27 Qly	01-Sep-17	21-Nov-27	3.00%	Quarterly	12-Aug-19	21-Aug-19	\$ 5,098.64	\$ 32,212.50	290	2	0.00%	110.84	111.51	101.57	2.77%	10.69%	n/a	n/a
GSIQ30	Australian Government Treasury Indexed Bonds	Treas Indexed Bond Cpi+2.50% 20-09-30 Qly	21-May-13	20-Sep-30	2.50%	Quarterly	11-Sep-19	20-Sep-19	\$ 7,456.03	\$ 632,950.30	4,078	18	0.01%	155.57	156.17	140.61	0.74%	9.05%	8.09%	25.31%
GSIO35	Australian Government Treasury Indexed Bonds	Treas Indexed Bond Cpi+2.00% 21-08-35 Qly	01-Oct-13	21-Aug-35	2.00%	Quarterly	12-Aug-19	21-Aug-19	\$ 5,745.12	\$ -	-	-	0.00%	145.45	144.75	127.15	4.43%	11.88%	11.88%	33.48%
GSIO40	Australian Government Treasury Indexed Bonds	Treas Indexed Bond Cpi+1.25% 21-08-40 Qly	18-Aug-15	21-Aug-40	1.25%	Quarterly	12-Aug-19	21-Aug-19	\$ 4,567.86	\$ -	-	-	0.00%	128.67	128.51	109.25	9.31%	18.79%	13.60%	n/a
GSIC50	Australian Government Treasury Indexed Bonds	Treas Indexed Bond Cpi+1.00% 21-02-50 Qly	26-Sep-18	21-Feb-50	1.25%	Quarterly	12-Aug-19	21-Aug-19	\$ 4,476.00	\$ -	-	-	0.00%	119.36	121.43	96.22	2.11%	n/a	n/a	n/a
Corporate Bonds - Fixed Rate																				
MVTHA	Mercantile Investment Company Ltd	Bond 8.00% 10-07-21 Semi Sub	30-Jun-16	10-Jul-21	8.00%	Semi-Annual			\$ 22.98	\$ 294,901.43	2,797	19	1.28%	103.00	107.30	100.00	-2.00%	2.49%	2.49%	n/a
PPCHA	Peet Limited	Simple Bond 7.50% Semi 07-06-21	08-Jun-16	07-Jun-21	1.00%	Semi-Annual			\$ 107.50	\$ 1,339,557.14	12,707	85	1.25%	107.50	109.00	102.00	0.61%	2.38%	5.36%	n/a
URFHB	US Masters Residential Property Fund	Bond 7.75% 24-12-2020 Qly Red T 12-18	27-Oct-15	24-Dec-20	7.75%	Quarterly			\$ 89.23	\$ 1,818,788.17	18,429	73	2.04%	98.55	101.00	96.75	-0.95%	-1.10%	-4.32%	n/a
URFHC	US Masters Residential Property Fund	Bond 7.75% 24-12-21 Qly Red T-12-19	23-Feb-17	24-Dec-21	7.75%	Quarterly			\$ 173.22	\$ 2,875,266.86	29,283	125	1.66%	98.98	101.99	97.00	-0.92%	-1.27%	n/a	n/a
Corporate Bonds - Floating Rate																				
AXLHA	Assesstoday Limited	Simple Bond 3-Bbsw+4.90% 20-07-23	23-Jul-18	20-Jul-23	6.67%	n/a			\$ 55.00	\$ -	-	-	0.00%	100.00	101.25	99.90	0.00%	n/a	n/a	n/a
AYUHB	Australian Unity Limited	Simple Bond 3-Bbsw+2.80% 15-12-20	16-Dec-15	15-Dec-20	4.49%	Quarterly	04-Jul-19	15-Jul-19	\$ 258.00	\$ 2,179,550.61	21,295	167	0.84%	103.20	104.50	100.10	0.88%	-0.28%	-1.71%	n/a
IMFHA	IMF Bentham Limited	Bond 3-Bbsw+4.20% 22-12-22 Sec Step T-01-22	30-Apr-14	22-Dec-22	5.41%	Quarterly	27-Sep-19	08-Oct-19	\$ 78.01	\$ 993,224.02	9,764	92	1.27%	102.65	103.00	100.00	0.93%	0.34%	4.74%	-1.30%
PPCHB	Peet Limited	Simple Bond 3-Bbsw+4.65% 05-10-22	10-Jul-17	05-Oct-22	6.38%	n/a			\$ 52.88	\$ 2,888,484.30	27,542	62	5.46%	105.75	105.90	100.40	2.67%	3.68%	n/a	n/a
TTSHA	Tatts Group Limited	Bond 3-Bbsw+ 3.10% 5-07-2019	02-Jul-12	05-Jul-19	4.83%	Quarterly			\$ 194.29	\$ 708,475.65	7,022	33	0.36%	101.20	103.60	100.22	0.45%	-0.98%	-2.69%	-4.48%
VLWHA	Villa World Limited	Simple Bond 3-Bbsw+4.75% 21-04-22	24-Apr-17	21-Apr-22	6.44%	Quarterly	10-Jul-19	22-Jul-19	\$ 51.35	\$ 844,153.37	8,276	98	1.64%	102.70	106.00	100.10	1.88%	-1.72%	n/a	n/a

* Australian Government Treasury / Index Bonds are recorded at the valuation price
All values are as at Jun-19.

Past Performance is not a reliable indicator of future performance.



Martin Dinh
Senior Product Manager
+61 2 9227 0318
martin.dinh@asx.com.au

Information provided does not constitute financial product advice. You should obtain independent advice from an Australian financial services licensee before making any financial decisions. Although ASX Limited ABN 98 008 624 691 and its related bodies corporate ("ASX") has made every effort to ensure the accuracy of the information as at the date of publication, ASX does not give any warranty or representation as to the accuracy, reliability or completeness of the information. To the extent permitted by law, ASX and its employees, officers and contractors shall not be liable for any loss or damage arising in any way (including by way of negligence) from or in connection with any information provided or omitted or from any one acting or refraining to act in reliance on this information.
© Copyright 2018 ASX Operations Pty Limited ABN 42 004 523 782. All rights reserved 2019

