



Bonds:

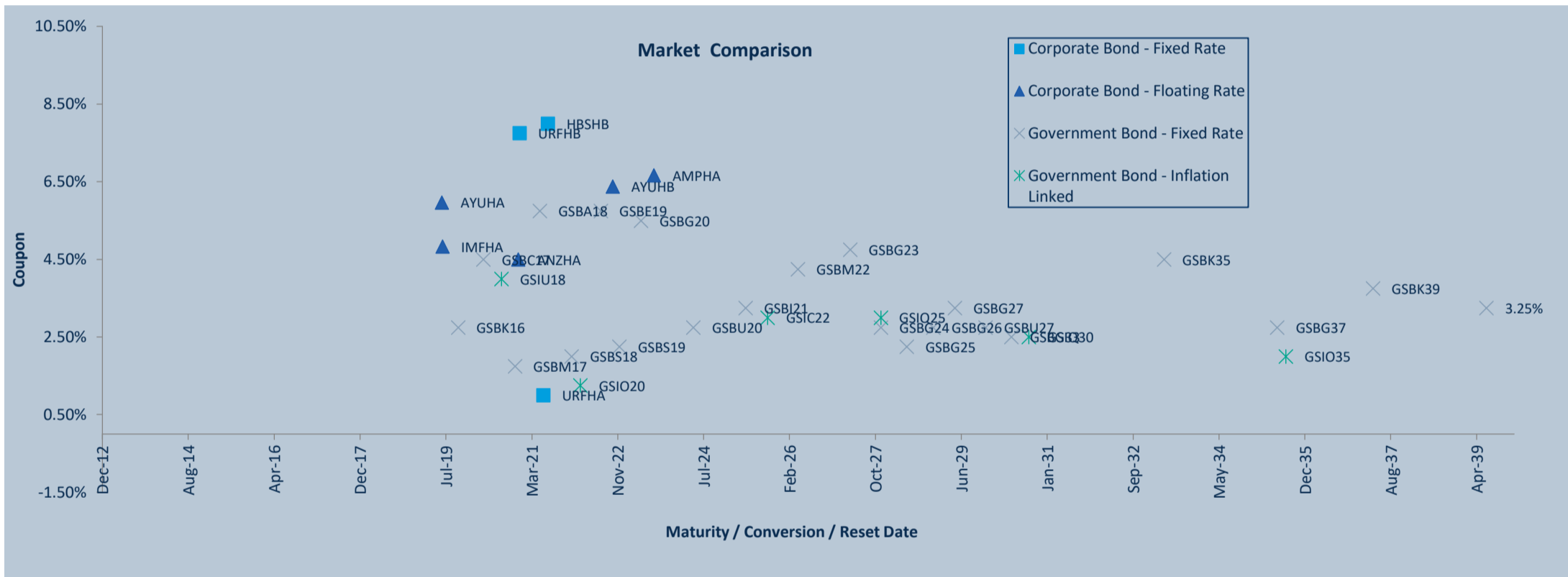
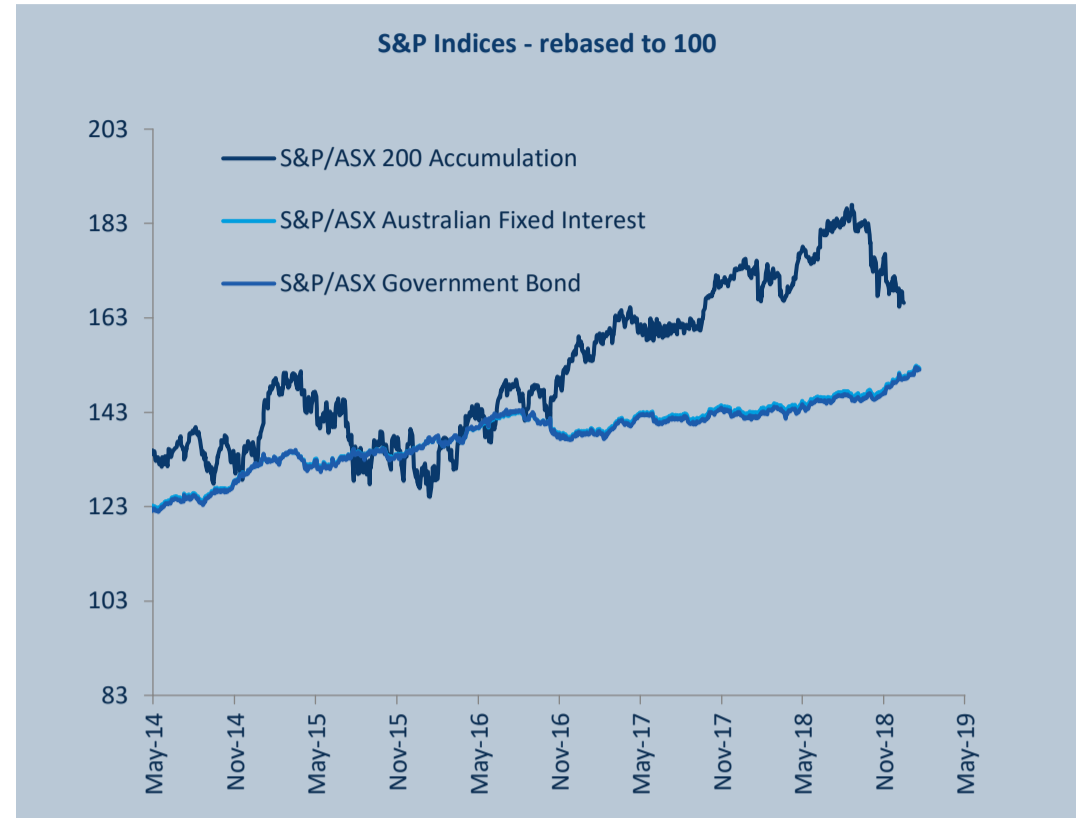
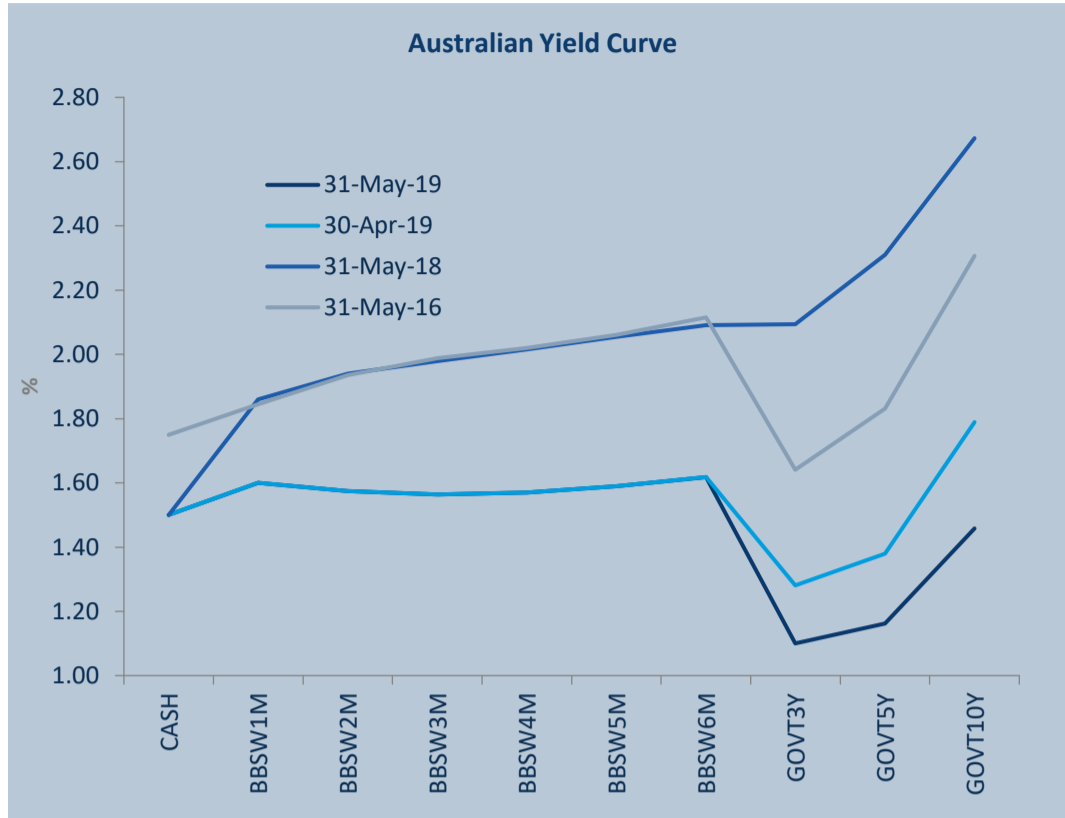
Monthly Update: May 2019



Month: **May-19**

Trading days: **23**

Period ending: **Friday, 31 May 2019**



Snapshot by Category

| Segment | Number listed | Market Cap \$b | Trades Total (#) | Trades per day (#) | Volume (#) | Value \$m |
|---------------------------------|---------------|----------------|------------------|--------------------|----------------|-------------|
| Corporate Bonds - Fixed Rate | 4 | 0.4 | 274 | 12 | 39,000 | 3.9 |
| Corporate Bonds - Floating Rate | 6 | 0.6 | 318 | 14 | 98,923 | 10.0 |
| Australian Government Bonds | 31 | 609.8 | 348 | 15 | 63,401 | 7.4 |
| TOTAL | 41 | 610.85 | 940 | 41 | 201,324 | 21.4 |

Recent Listings

| Entity | ASX Code | Size (\$m) | Type | Listing Date | Issue Price | Maturity / Conv / Reset | Interest Rate / Dividend | Distribution Payable | Last Price |
|----------------------------|----------|------------|----------------------------------|--------------|-------------|-------------------------|--------------------------|----------------------|------------|
| Australian Government Trea | GSIC50 | 3750 | Government Bonds - Inflation Lin | 26-Sep-2018 | \$100.00 | 21-Feb-2050 | 1.00% | Quarterly | \$121.43 |
| Australian Government Trea | GSBI41 | 3600 | Government Bonds - Fixed Rate | 30-Jul-2018 | \$100.00 | 21-May-2041 | 2.75% | Semi-Annual | \$112.35 |
| Axesstoday Limited | AXLHA | 55 | Corporate Bonds - Floating Rate | 23-Jul-2018 | \$100.00 | 20-Jul-2023 | 4.90% | n/a | \$100.00 |
| Australian Government Trea | GSBI30 | 18,700.0 | Government Bonds - Fixed Rate | 14-Jun-2018 | \$100.00 | 21-May-2030 | 2.50% | Semi-Annual | \$107.15 |
| Australian Government Trea | GSBU29 | 22,600.0 | Government Bonds - Fixed Rate | 29-Jan-2018 | \$100.00 | 21-Nov-2029 | 2.75% | Semi-Annual | \$109.14 |
| Australian Government Trea | GSBU22 | 16,500.0 | Government Bonds - Fixed Rate | 16-Oct-2017 | \$100.00 | 21-Nov-2022 | 2.25% | Semi-Annual | \$104.08 |
| Australian Government Trea | GSIU27 | 4,600.0 | Government Bonds - Inflation Lin | 01-Sep-2017 | \$100.00 | 21-Nov-2027 | 0.75% | Quarterly | \$110.30 |

*BBSW = Bank Bill Swap Rate

† As of the date of this report this security has not traded, the Last Price reflects the Issue Price



Bonds:

Monthly Update: May 2019



Market Capitalisation Trends

| Government Bonds | May-17 | May-18 | % change | Last 12 months | |
|------------------------|--------|--------|----------|----------------|----------|
| | | | | May-19 | % change |
| Market Cap (\$b) | 550.9 | 563.5 | 2.3% | 609.8 | 8.2% |
| Number listed (actual) | 31 | 32 | 3.2% | 31 | -3.1% |
| Month trades | 187 | 315 | 68.4% | 348 | 10.5% |
| Month value (\$m) | 4.4 | 10.2 | 132.3% | 7.4 | -27.2% |

| Corporate Bonds - Fixed Rate | May-17 | May-18 | % change | Last 12 months | |
|------------------------------|--------|--------|----------|----------------|----------|
| | | | | May-19 | % change |
| Market Cap (\$b) | 0.8 | 0.5 | -43.8% | 0.4 | -4.3% |
| Number listed (actual) | 6 | 5 | -16.7% | 4 | -20.0% |
| Month trades | 376 | 359 | -4.5% | 274 | -23.7% |
| Month value (\$m) | 6.3 | 5.4 | -13.9% | 3.9 | -26.9% |

| Corporate Bonds - Floating Rate | May-17 | May-18 | % change | Last 12 months | |
|---------------------------------|--------|--------|----------|----------------|----------|
| | | | | May-19 | % change |
| Market Cap (\$b) | 6.2 | 1.8 | -70.6% | 0.6 | -65.2% |
| Number listed (actual) | 9 | 7 | -22.2% | 6 | -14.3% |
| Month trades | 2,876 | 1,169 | -59.4% | 318 | -72.8% |
| Month value (\$m) | 100.0 | 36.6 | -63.4% | 10.0 | -72.6% |

| Total Bonds | May-17 | May-18 | % change | Last 12 months | |
|------------------------|--------|--------|----------|----------------|----------|
| | | | | May-19 | % change |
| Market Cap (\$b) | 557.9 | 565.8 | 1.4% | 610.9 | 8.0% |
| Number listed (actual) | 46 | 44 | -4.3% | 41 | -6.8% |
| Month trades | 3,439 | 1,843 | -46.4% | 940 | -49.0% |
| Month value (\$m) | 110.7 | 52.2 | -52.9% | 21.4 | -59.0% |

| Most Actively Traded Securities by Value | | | | | |
|------------------------------------------|---------------------------------|----------------------|---------------|----------------|---------------|
| ASX Code | Security Type | Value (\$) | %Value | Volume | %Volume |
| IMFHA | Corporate Bonds - Floating Rate | 4,742,243 | 22.16% | 46,945 | 23.32% |
| AYUHB | Corporate Bonds - Floating Rate | 2,770,365 | 12.94% | 27,246 | 13.53% |
| TTSHA | Corporate Bonds - Floating Rate | 1,870,958 | 8.74% | 18,616 | 9.25% |
| URFHC | Corporate Bonds - Fixed Rate | 1,351,933 | 6.32% | 13,630 | 6.77% |
| VLWHA | Corporate Bonds - Fixed Rate | 1,220,091 | 5.70% | 12,087 | 6.00% |
| TOTAL Top 5 | | 11,955,590.50 | 55.86% | 118,524 | 58.87% |

Performance and Trading Activity Breakdown by Category

