



# Bonds:

Month Update: July 2021



Month: Jul-21

Trading days: 22

Period ending: Friday, 30 July 2021

## Snapshot by Category

Australian Bond Segment	Number listed	Market Cap (\$m)	Trades Total (#)	Trades per day (#)	Volume (#)	Value \$m
Corporate Bonds - Fixed Rate	1	37.3	30	1	3,343	\$0.41
Corporate Bonds - Floating Rate	5	656.7	321	15	38,003	\$5.19
Australian Government Bonds	36	285.3	630	29	185,096	\$29.20
<b>Total</b>	<b>42</b>	<b>979.30</b>	<b>981</b>	<b>45</b>	<b>226,442</b>	<b>\$34.80</b>

## Recent Listings

Entity	ASX Code	Size (\$m)	Type	Listing Date	Issue Price	Maturity / Conv / Reset	Interest Rate / Dividend	Distribution Frequency	Last Price
Australian Government Tre	GSBU32	\$15,000	Government Bonds - Fixed Rate	21-Apr-2021	\$100.00	21-Nov-2032	1.75%	S/A	\$0.00
Centuria Funds Managemem	C2FHA	\$199	Corporate Bonds - Floating Rate	21-Apr-2021	\$100.00	20-Apr-2026	4.27%	Qtrly	\$104.99
Australian Government Tre	GSBQ26	\$30,800	Government Bonds - Fixed Rate	30-Sep-2020	\$100.00	21-Sep-2026	0.50%	S/A	\$100.00
Australian Government Tre	GSBU31	\$35,000	Government Bonds - Fixed Rate	02-Sep-2020	\$100.00	21-Nov-2031	1.00%	S/A	\$93.90
Australian Government Tre	GSBK51	\$15,300	Government Bonds - Fixed Rate	05-Aug-2020	\$100.00	21-Jun-2051	1.75%	S/A	\$95.00
Australian Government Tre	GSBU25	\$30,600	Government Bonds - Fixed Rate	27-Jul-2020	\$100.00	21-Nov-2025	0.25%	S/A	\$99.36
Australian Government Tre	GSBW30	\$38,700	Government Bonds - Fixed Rate	21-May-2020	\$100.00	21-Dec-2030	1.00%	S/A	\$96.67
Australian Government Tre	GSBU24	\$33,100	Government Bonds - Fixed Rate	21-Apr-2020	\$100.00	21-Nov-2024	0.25%	S/A	\$99.59
Australian Government Tre	GSBI32	\$26,700	Government Bonds - Fixed Rate	28-Jan-2020	\$100.00	21-May-2032	1.25%	S/A	\$95.26

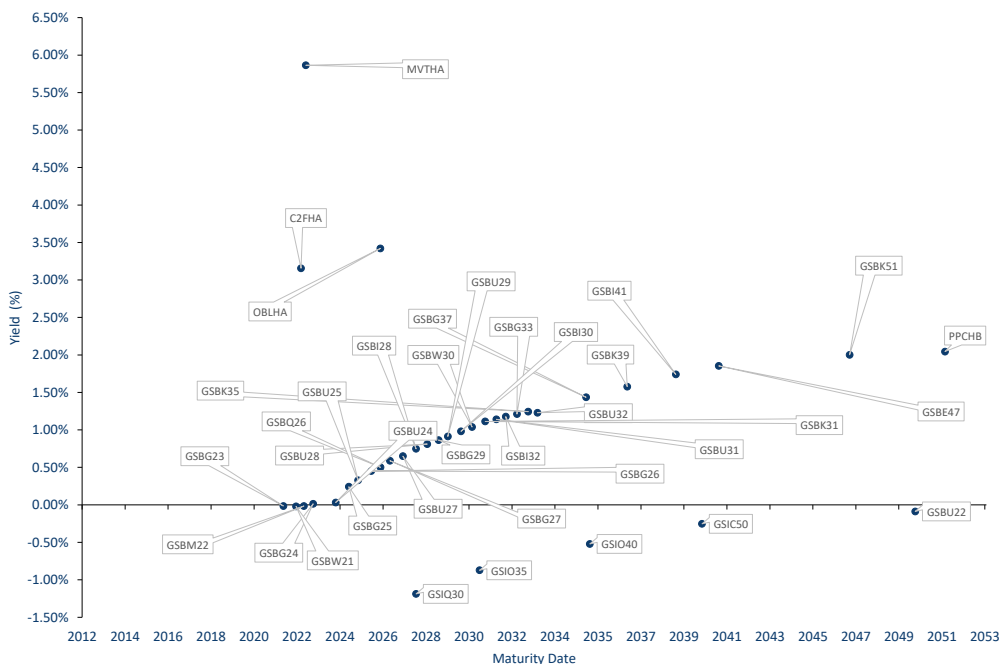
\*BSW = Bank Bill Swap Rate

\*As of the date of this report this security has not traded, the Last Price reflects the Issue Price

## Most Actively Traded Securities by Value

ASX Code	Security Type	Value (\$)	Value (%)	Volume	Volume (%)
C2FHA	Corporate Bonds - Floating Rate	\$2,021,720	5.81%	19,279	8.51%
GSIQ25	Government Bonds - Inflation Linked	\$1,927,220	5.54%	12,725	5.62%
GSBM22	Government Bonds - Fixed Rate	\$1,575,752	4.53%	14,682	6.48%
GSIC22	Government Bonds - Inflation Linked	\$1,147,785	3.30%	9,513	4.20%
GSBE47	Government Bonds - Fixed Rate	\$1,059,443	3.04%	8,899	3.93%
		<b>\$7,731,919.27</b>	<b>22.22%</b>	<b>65,098</b>	<b>28.75%</b>

## Yield versus maturity date





# Bonds:

## Month Update: July 2021



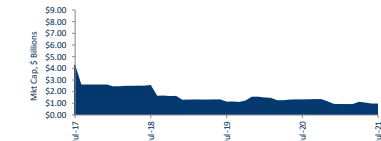
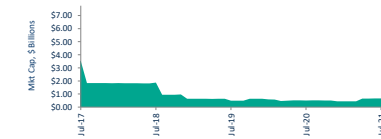
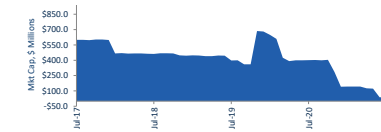
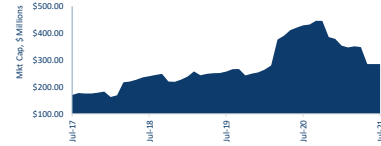
### Market Capitalisation Trends

Government Bonds	Last 12 months			Last month	
	Jul-20	Jul-21	% change	Jun-21	% change
Market Cap (\$m)	\$429.04	\$285.03	-33.6%	\$285.34	-0.1%
Number listed (actual)	35	36	2.9%	36	0.0%
Monthly Volume	177,236	185,096	4.4%	257,097	-28.0%
Monthly Transactions	642	611	-4.8%	630	-3.0%
Monthly value (\$m)	\$20.43	\$21.33	4.4%	\$29.20	-27.0%

Corporate Bonds - Fixed	Last 12 months			Last month	
	Jul-20	Jul-21	% change	Jun-21	% change
Market Cap (\$m)	\$400.35	\$37.31	-90.7%	\$37.27	0.1%
Number listed (actual)	4	1	-75.0%	1.00	0.0%
Monthly Volume	17,589	3,343	-81.0%	4,000	-16.4%
Monthly Transactions	95	15	-84.2%	30	-50.0%
Monthly Month value (\$m)	\$1.65	\$0.33	-79.7%	\$0.41	-18.6%

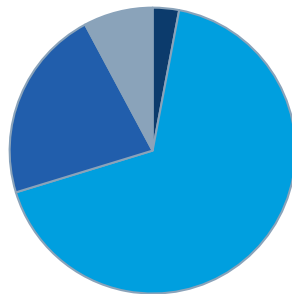
Corporate Bonds - Floating	Last 12 months			Last month	
	Jul-20	Jul-21	% change	Jun-21	% change
Market Cap (\$m)	\$508.55	\$656.85	29.2%	\$656.68	0.0%
Number listed (actual)	5	5	0.0%	5.00	0.0%
Monthly Volume	52,035	38,003	-27.0%	51,138	-25.7%
Monthly Transactions	265	249	-6.0%	321	-22.4%
Monthly value (\$m)	\$5.13	\$3.89	-24.3%	\$5.19	-25.2%

Total Bond Market	Last 12 months			Last month	
	Jul-20	Jul-21	% change	Jun-21	% change
Market Cap (\$m)	\$1,337.95	\$979.19	-26.8%	\$979.30	0.0%
Number listed (actual)	44	42	-4.5%	42	0.0%
Monthly Volume	246,860	226,442	-8.3%	312,235	-27.5%
Monthly Transactions	1,002	875	-12.7%	981	-10.8%
Monthly value (\$m)	\$27.22	\$25.55	-6.1%	\$34.80	-26.6%



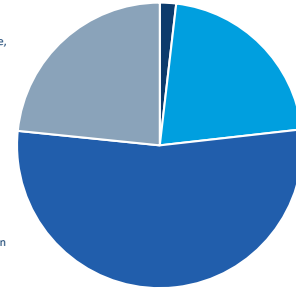
### Bonds Mkt Cap Breakdown by Type

- Corporate Bonds - Fixed Rate, \$29 m
- Corporate Bonds - Floating Rate, \$657 m
- Government Bonds - Fixed Rate, \$214 m
- Government Bonds - Inflation Linked, \$76 m

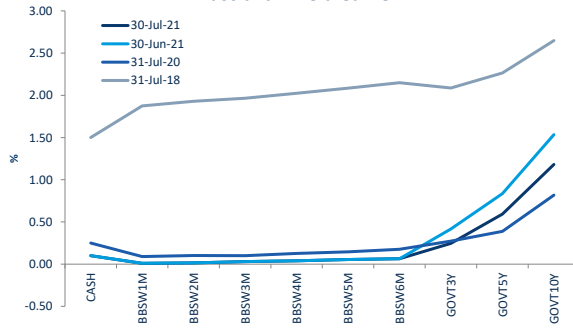


### Bonds Breakdown by Traded Value

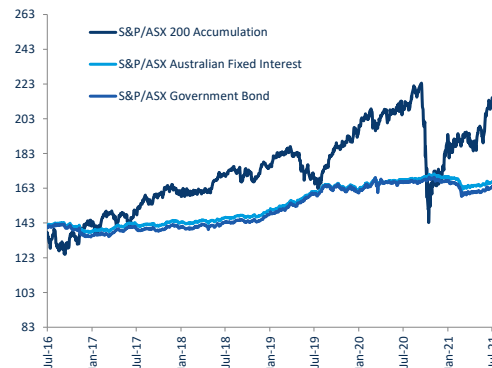
- Corporate Bonds - Fixed Rate, \$334 k
- Corporate Bonds - Floating Rate, \$3,886 k
- Government Bonds - Fixed Rate, \$9,710 k
- Government Bonds - Inflation Linked, \$4,251 k



### Australian Yield Curve



### S&P Indices - rebased to 100





# Spotlight on Bonds

Month update: July 2021



## Australian Bonds Summary - July 2021

ASX Profiles			Detail					Activity					Prices				Returns					
ASX Code	Issuer	Description	ASX Listed Date	Maturity / Conv / Reset	Coupon <sup>1</sup>	Payment Frequency	Announced Ex Date	Announced Payment Date	Mkt Cap (\$m) <sup>2</sup>	Traded Value (\$)	Traded Volume	Number of Trades	Spread	Monthly Liquidity % <sup>3</sup>	Last	Year High	Year Low	Yield (%) <sup>4</sup>	1 Month Price Return	1 Year Price Return	3 Year Price Return	5 Year Price Return
<b>Government Bonds - Fixed Rate</b>																						
GSB021	Australian Government Treasury Bor	Treasury Bond 2.00% 21-12-21 Semi	30-Jan-17	21-Dec-21	2.00%	S/A	10-Dec-21	21-Dec-21	\$34.85	\$449,905.19	4,453	5	n/a	1.29%	\$101.00	\$103.10	\$100.99	-0.01%	-0.49%	-1.73%	1.29%	n/a
GSBM22	Australian Government Treasury Bor	Treasury Bond 5.75% 15-07-22 Semi	21-May-13	15-Jul-22	5.75%	S/A	06-Jan-22	17-Jan-22	\$26.44	\$1,575,751.82	14,882	63	0.25%	5.96%	\$105.72	\$112.70	\$105.70	-0.02%	-2.91%	-4.92%	-7.23%	-14.73%
GSBU22	Australian Government Treasury Bor	Treasury Bond 2.25% 21-11-22 Semi	16-Oct-17	21-Nov-22	2.25%	S/A	11-Nov-21	22-Nov-21	\$7.94	\$233,546.68	2,260	2	0.29%	2.94%	\$103.36	\$105.66	\$103.23	-0.02%	-0.26%	-1.79%	2.72%	n/a
GSBG23	Australian Government Treasury Bor	Treasury Bond 5.50% 21-04-23 Semi	21-May-13	21-Apr-23	5.50%	S/A	12-Oct-21	21-Oct-21	\$21.12	\$751,470.19	6,759	64	0.16%	3.56%	\$110.95	\$117.60	\$109.89	0.01%	-0.06%	-4.35%	-4.30%	-11.71%
GSBG24	Australian Government Treasury Bor	Treasury Bond 2.75% 21-04-24 Semi	21-May-13	21-Apr-24	2.75%	S/A	12-Oct-21	21-Oct-21	\$8.92	\$252,017.03	2,332	2	0.13%	2.83%	\$108.09	\$110.65	\$107.89	0.03%	0.18%	-1.70%	5.04%	0.51%
GSBU24	Australian Government Treasury Bor	Treasury Bond 0.25% 21-11-24 Semi	21-Apr-20	21-Nov-24	0.25%	S/A	11-Nov-21	22-Nov-21	\$3.49	\$0.00	-	-	0.30%	0.00%	\$100.09	\$100.53	\$99.58	0.24%	0.50%	0.29%	n/a	n/a
GSBG25	Australian Government Treasury Bor	Treasury Bond 3.25% 21-04-25 Semi	30-May-13	21-Apr-25	3.25%	S/A	12-Oct-21	21-Oct-21	\$10.27	\$418,423.17	3,748	21	0.27%	4.07%	\$111.89	\$115.27	\$110.55	0.39%	0.72%	-2.24%	5.83%	0.21%
GSBU25	Australian Government Treasury Bor	Treasury Bond 0.25% 21-11-25 Semi	27-Jul-20	21-Nov-25	0.25%	S/A	11-Nov-21	22-Nov-21	\$3.97	\$229,536.33	2,324	10	0.24%	5.78%	\$99.36	\$100.21	\$97.70	0.45%	1.17%	0.25%	n/a	n/a
GSBG26	Australian Government Treasury Bor	Treasury Bond 4.25% 21-04-26 Semi	18-Mar-14	21-Apr-26	4.25%	S/A	12-Oct-21	21-Oct-21	\$4.33	\$341,980.95	2,898	22	0.40%	7.90%	\$118.65	\$123.45	\$117.10	0.50%	1.12%	-3.31%	4.57%	-3.20%
GSBQ26	Australian Government Treasury Bor	Treasury Bond 0.50% 21-09-26 Semi	30-Sep-20	21-Sep-26	0.50%	S/A	10-Sep-21	21-Sep-21	\$0.40	\$59,953.20	600	3	n/a	14.99%	\$100.00	\$100.93	\$99.88	0.59%	-0.41%	n/a	n/a	n/a
GSBG27	Australian Government Treasury Bor	Treasury Bond 4.75% 21-04-27 Semi	21-May-13	21-Apr-27	4.75%	S/A	12-Oct-21	21-Oct-21	\$13.11	\$277,514.56	2,244	30	0.48%	2.12%	\$124.60	\$130.00	\$121.74	0.65%	1.32%	-4.15%	5.66%	-2.87%
GSBU27	Australian Government Treasury Bor	Treasury Bond 2.75% 21-11-27 Semi	09-Apr-00	21-Nov-27	2.75%	S/A	11-Nov-21	22-Nov-21	\$5.06	\$163,798.65	1,469	9	0.28%	3.24%	\$112.79	\$117.19	\$110.12	0.75%	2.00%	-2.26%	11.22%	4.46%
GSBI28	Australian Government Treasury Bor	Treasury Bond 2.25% 21-05-28 Semi	19-May-16	21-May-28	2.25%	S/A	11-Nov-21	22-Nov-21	\$4.02	\$15,309.96	142	2	0.33%	0.38%	\$110.03	\$113.75	\$107.70	0.81%	1.99%	-1.57%	13.26%	n/a
GSBU28	Australian Government Treasury Bor	Treasury Bond 2.75% 21-11-28 Semi	02-Mar-17	21-Nov-28	2.75%	S/A	11-Nov-21	22-Nov-21	\$3.98	\$159,452.23	1,402	19	0.71%	4.01%	\$114.58	\$119.24	\$109.86	0.86%	2.10%	-2.42%	12.65%	n/a
GSBG29	Australian Government Treasury Bor	Treasury Bond 3.25% 21-04-29 Semi	21-May-13	21-Apr-29	3.25%	S/A	12-Oct-21	21-Oct-21	\$8.93	\$696,195.14	5,895	28	0.40%	7.79%	\$118.72	\$123.00	\$113.87	0.91%	2.22%	-2.89%	11.93%	4.22%
GSBU29	Australian Government Treasury Bor	Treasury Bond 2.75% 21-11-29 Semi	29-Jan-18	21-Nov-29	2.75%	S/A	11-Nov-21	22-Nov-21	\$3.44	\$95,462.19	489	9	0.38%	1.61%	\$114.77	\$119.94	\$109.73	0.98%	2.76%	-1.80%	13.36%	n/a
GSBW30	Australian Government Treasury Bor	Treasury Bond 1.00% 21-12-30 Semi	21-May-20	21-Dec-30	1.00%	S/A	10-Dec-21	21-Dec-21	\$2.90	\$0.00	-	-	0.70%	0.00%	\$99.45	\$103.41	\$93.52	1.11%	2.88%	-1.25%	n/a	n/a
GSBK31	Australian Government Treasury Bor	Treasury Bond 1.50% 21-06-31 Semi	03-Jun-19	21-Jun-31	1.50%	S/A	10-Dec-21	21-Dec-21	\$4.79	\$51,882.88	509	1	n/a	1.08%	\$103.84	\$107.22	\$97.41	1.14%	3.91%	-2.35%	n/a	n/a
GSBU31	Australian Government Treasury Bor	Treasury Bond 1.00% 21-11-31 Semi	02-Sep-20	21-Nov-31	1.00%	S/A	11-Nov-21	22-Nov-21	\$0.94	\$0.00	-	-	0.50%	0.00%	\$98.79	\$95.00	\$92.30	1.18%	5.21%	n/a	n/a	n/a
GSBI32	Australian Government Treasury Bor	Treasury Bond 1.25% 21-05-32 Semi	28-Jan-20	21-May-32	1.25%	S/A	11-Nov-21	22-Nov-21	\$0.95	\$0.00	-	-	0.51%	0.00%	\$100.98	\$103.26	\$94.00	1.21%	6.00%	-2.60%	n/a	n/a
GSBU32	Australian Government Treasury Bor	Treasury Bond 1.75% 21-11-32 Semi	21-Apr-21	21-Nov-32	1.75%	S/A	11-Nov-21	22-Nov-21	\$0.00	\$0.00	-	-	n/a	n/a	\$0.00	\$0.00	\$0.00	1.24%	n/a	n/a	n/a	n/a
GSBG33	Australian Government Treasury Bor	Treasury Bond 4.50% 21-04-33 Semi	22-Nov-13	21-Apr-33	4.50%	S/A	12-Oct-21	21-Oct-21	\$13.73	\$711,193.58	5,222	55	0.56%	5.18%	\$137.33	\$145.00	\$128.01	1.23%	3.42%	-4.63%	13.06%	4.74%
GSBK35	Australian Government Treasury Bor	Treasury Bond 2.75% 21-06-35 Semi	30-Mar-15	21-Jun-35	2.75%	S/A	10-Dec-21	21-Dec-21	\$5.23	\$44,709.49	391	2	0.66%	0.85%	\$117.30	\$123.35	\$108.43	1.44%	4.73%	-3.81%	20.15%	12.47%
GSBG37	Australian Government Treasury Bor	Treasury Bond 3.75% 21-04-37 Semi	21-Oct-14	21-Apr-37	3.75%	S/A	12-Oct-21	21-Oct-21	\$4.15	\$388,334.04	2,996	21	0.60%	9.35%	\$132.03	\$139.96	\$119.53	1.58%	4.26%	-4.61%	17.47%	7.97%
GSBK39	Australian Government Treasury Bor	Treasury Bond 3.50% 21-06-39 Semi	20-Oct-15	21-Jun-39	3.25%	S/A	10-Dec-21	21-Dec-21	\$1.61	\$530,173.35	4,357	7	0.65%	32.89%	\$124.01	\$132.79	\$112.73	1.74%	5.87%	-4.63%	18.60%	11.34%
GSBK41	Australian Government Treasury Bor	Treasury Bond 2.75% 21-05-41 Semi	30-Jul-18	21-May-41	2.75%	S/A	11-Nov-21	22-Nov-21	\$5.18	\$750,545.11	6,592	25	0.59%	14.48%	\$115.16	\$125.00	\$97.09	1.85%	4.15%	-4.83%	n/a	n/a
GSBE47	Australian Government Treasury Bor	Treasury Bond 3.00% 21-03-47 Semi	19-Oct-16	21-Mar-47	3.00%	S/A	10-Sep-21	21-Sep-21	\$13.71	\$1,059,443.12	8,899	38	0.59%	7.73%	\$121.62	\$130.88	\$105.40	2.00%	5.99%	-6.81%	22.85%	n/a
GSBK51	Australian Government Treasury Bor	Treasury Bond 1.75% 21-06-51 Semi	05-Aug-20	21-Jun-51	1.75%	S/A	10-Dec-21	21-Dec-21	\$0.00	\$492,972.04	2,524	20	0.80%	n/a	\$94.13	\$102.80	\$78.43	2.05%	6.36%	n/a	n/a	n/a
<b>Government Bonds - Inflation Linked</b>																						
GSIQ22	Australian Government Treasury Ind	Treas Indexed Bond Cpi+1.25% 21-02-22 Qly	21-May-13	21-Feb-22	1.25%	Qtrly	12-Aug-21	23-Aug-21	\$10.94	\$1,147,785.16	9,513	20	0.07%	10.45%	\$120.84	\$121.01	\$119.09	-2.63%	0.26%	1.16%	3.82%	5.37%
GSIQ25	Australian Government Treasury Ind	Treas Indexed Bond Cpi+3.00% 20-09-25 Qly	21-May-13	20-Sep-25	3.00%	Qtrly	09-Sep-21	20-Sep-21	\$33.31	\$1,927,219.64	12,725	34	0.25%	5.79%	\$152.36	\$158.00	\$148.03	-1.57%	1.13%	2.57%	7.47%	4.59%
GSIU27	Australian Government Treasury Ind	Treas Indexed Bond Cpi+0.75% 21-11-27 Qly	01-Sep-17	21-Nov-27	0.75%	Qtrly	12-Aug-21	23-Aug-21	\$4.21	\$65,164.72	542	2	0.51%	1.55%	\$120.53	\$120.32	\$114.64	-1.19%	1.97%	6.29%	17.50%	n/a
GSIQ30	Australian Government Treasury Ind	Treas Indexed Bond Cpi+2.50% 20-09-30 Qly	21-May-13	20-Sep-30	2.50%	Qtrly	09-Sep-21	20-Sep-21	\$7.34	\$1,160,024.00	710	24	0.67%	1.58%	\$164.46	\$165.77	\$152.33	-0.87%	2.42%	1.52%	15.55%	10.32%
GSIQ35	Australian Government Treasury Ind	Treas Indexed Bond Cpi+2.00% 21-08-35 Qly	01-Oct-13	21-Aug-35	2.00%	Qtrly	12-Aug-21	23-Aug-21	\$8.43	\$216,989.02	1,404	5	0.51%	2.58%	\$158.33	\$159.73	\$144.69	-0.82%	4.05%	2.26%	22.31%	18.97%
GSIQ40	Australian Government Treasury Ind	Treas Indexed Bond Cpi+1.25% 21-08-40 Qly	18-Aug-15	21-Aug-40	1.25%	Qtrly	12-Aug-21	23-Aug-21	\$5.09	\$84,078.57	607	4	0.56%	1.65%	\$143.52	\$144.92	\$125.59	-0.25%	7.57%	2.45%	26.46%	19.05%
GSIQ50	Australian Government Treasury Ind	Treas Indexed Bond Cpi+1.00% 21-02-50 Qly	26-Sep-18	21-Feb-50	1.00%	Qtrly	12-Aug-21	23-Aug-21	\$7.05	\$693,527.06	4,981	9	n/a	9.83%	\$138.09	\$140.76	\$112.26	-0.09%	10.70%	7.43%	n/a	n/a
<b>Corporate Bonds - Fixed Rate</b>																						
MVTHA	Mercantile Investment Company Ltd	Bond 4.80% 10-07-26 Semi	30-Jun-16	10-Jul-26	n/a	n/a			\$29.06	\$334,315.40	3,343	15	0.42%	1.15%	\$100.00	\$106.00	\$95.00	n/a	0.09%	-2.38%	-1.47%	-1.77%
<b>Corporate Bonds - Floating Rate</b>																						
AYUHC	Australian Unity Limited	Simple Bond 3-Bbsw+2.00% 15-12-24	18-Oct-19	15-Dec-24	2.03%	Qtrly	05-Oct-21	14-Oct-21	\$114.44	\$631,213.12	6,385	55	0.92%	0.55%	\$99.50	\$101.00	\$95.50	2.78%	-1.49%	1.32%	n/a	n/a
AYUHD	Australian Unity Limited	Simple Bond 3-Bbsw+2.15% 15-12-26	18-Oct-19	15-Dec-26	2.18%	Qtrly	05-Oct-21	14-Oct-21	\$206.98	\$492,887.92	5,043	29	1.46%	0.24%	\$99.99	\$100.00	\$93.50	2.97%	0.80%	3.62%	n/a	n/a
CZFA	Centuria Funds Management Limited	Bond 3-Bbsw+4.25% 20-04-26 Qly Sec Red	21-Apr-21	20-Apr-26	4.27%	Qtrly			\$208.61	\$2,021,719.53	19,279	113	0.49%	0.97%	\$104.99	\$105.75	\$100.20	3.42%	0.10%	n/a	n/a	n/a
OBHLA	Omni Bridgeway Limited	Bond 3-Bbsw+4.20% 22-12-22 Sec Step T-01-22	30-Apr-14	22-Dec-22	4.23%	Qtrly	29-Sep-21	08-Oct-21	\$75.62	\$2,210,08.34	2,212	17	0.56%	0.29%	\$99.50	\$101.70	\$97.00	5.86%	-1.49%	1.07%	-2.11%	2.58%
PPCHB	Peet Limited	Simple Bond 3-Bbsw+4.65% 05-10-22	10-Jul-17	05-Oct-22	4.68%	Qtrly	24-Sep-21	05-Oct-21	\$51.20	\$519,003.24	5,084	35	0.67%	1.01%	\$102.40	\$103.60	\$96.00	3.16%	2.36%	3.54%	-1.06%	n/a

<sup>1</sup> The yield data for the AGBs has been sourced from YieldBroker. The yield for the other bonds has been sourced from Bloomberg using the Mid Yield to Convention function as at 30 July 2021.

<sup>2</sup> The coupon data has been sourced from Bloomberg using the Coupon function as at 30 July 2021.

<sup>3</sup> Monthly liquidity is equal to the total value traded for the security for the month divided by its market capitalisation.

All values are as at Jul-21.

Past Performance is not a reliable indicator of future performance.

Information provided does not constitute financial product advice. You should obtain independent advice from an Australian financial services licensee before making any financial decisions. Although ASX Limited ABN 98 008 624 691 and its related bodies corporate ("ASX") has made every effort to ensure the accuracy of the information as at the date of publication, ASX does not give any warranty or representation as to the accuracy, reliability or completeness of the information. To the extent permitted by law, ASX and its employees, officers and contractors shall not be liable for any loss or damage arising in any way (including by way of negligence) from or in connection with any information provided or omitted or from any one acting or refraining to act in reliance on this information.  
© Copyright 2020 ASX Operations Pty Limited ABN 42 004 523 782. All rights reserved 2020

### Contact Us

Phone: 131 279 or +61 2 9338 0000 (from overseas)

Email: bonds@asx.com.au

