



Bonds:

Month Update: September 2021



Month: Sep-21

Trading days: 21

Period ending: Thursday, 30 September 2021

Snapshot by Category

Australian Bond Segment	Number listed	Market Cap (\$m)	Trades Total (#)	Trades per day (#)	Volume (#)	Value \$m
Corporate Bonds - Fixed Rate	1	29.4	10	0	2,186	\$0.29
Corporate Bonds - Floating Rate	5	655.8	302	14	71,853	\$8.65
Australian Government Bonds	36	293.7	539	26	100,796	\$12.41
Total	42	978.94	851	41	174,835	\$21.35

Recent Listings

Entity	ASX Code	Size (\$m)	Type	Listing Date	Issue Price	Maturity / Conv / Reset	Interest Rate / Dividend	Distribution Frequency	Last Price
Australian Government Tre	GSIU32	\$3,250	Government Bonds - Inflation Li	01-Sep-2021	\$100.00	21-Nov-2032	0.25%	Qtrly	\$110.91
Australian Government Tre	GSBU32	\$16,800	Government Bonds - Fixed Rate	21-Apr-2021	\$100.00	21-Nov-2032	1.75%	S/A	\$0.00
Centuria Funds Managemer	C2FHA	\$199	Corporate Bonds - Floating Rate	21-Apr-2021	\$100.00	20-Apr-2026	4.27%	Qtrly	\$105.00
Australian Government Tre	GSBQ26	\$31,800	Government Bonds - Fixed Rate	30-Sep-2020	\$100.00	21-Sep-2026	0.50%	S/A	\$99.02
Australian Government Tre	GSBU31	\$37,000	Government Bonds - Fixed Rate	02-Sep-2020	\$100.00	21-Nov-2031	1.00%	S/A	\$97.00
Australian Government Tre	GSBK51	\$15,300	Government Bonds - Fixed Rate	05-Aug-2020	\$100.00	21-Jun-2051	1.75%	S/A	\$88.09
Australian Government Tre	GSBU25	\$31,300	Government Bonds - Fixed Rate	27-Jul-2020	\$100.00	21-Nov-2025	0.25%	S/A	\$98.89
Australian Government Tre	GSBW30	\$38,700	Government Bonds - Fixed Rate	21-May-2020	\$100.00	21-Dec-2030	1.00%	S/A	\$99.87
Australian Government Tre	GSBU24	\$34,100	Government Bonds - Fixed Rate	21-Apr-2020	\$100.00	21-Nov-2024	0.25%	S/A	\$100.16

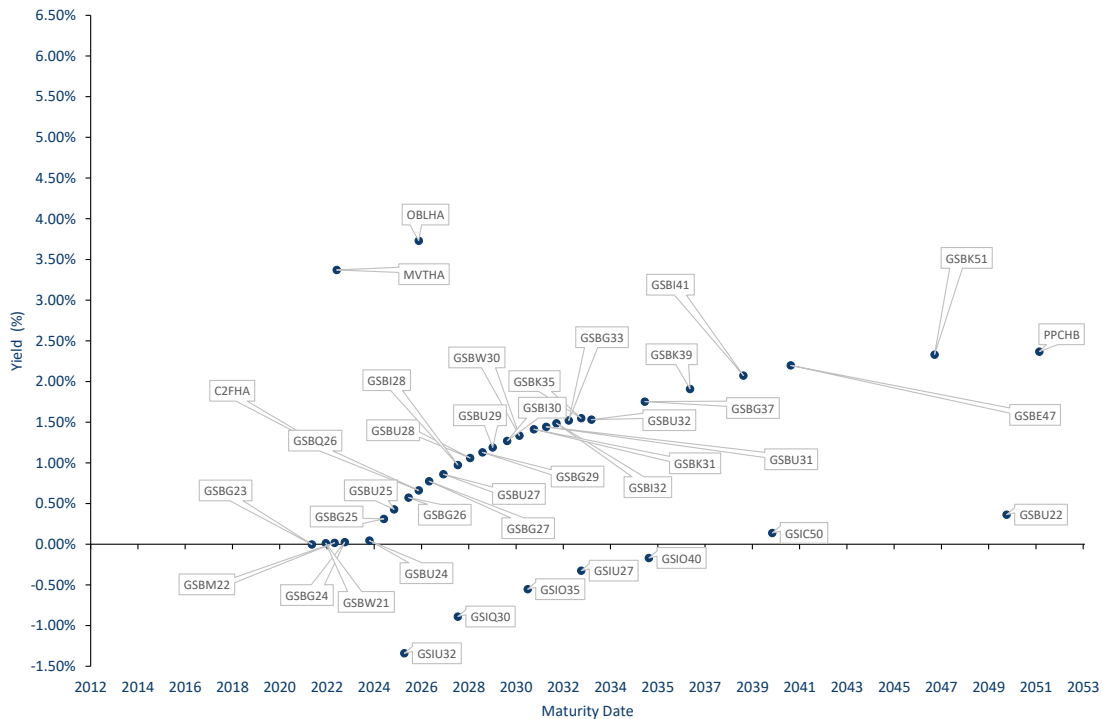
* BBSW = Bank Bill Swap Rate

* As of the date of this report this security has not traded, the Last Price reflects the Issue Price

Most Actively Traded Securities by Value

ASX Code	Security Type	Value (\$)	Value (%)	Volume	Volume (%)
C2FHA	Corporate Bonds - Floating Rate	\$2,784,090	13.04%	26,558	15.19%
AYUHD	Corporate Bonds - Floating Rate	\$2,620,817	12.27%	26,630	15.23%
GSBE47	Government Bonds - Fixed Rate	\$1,280,028	5.99%	10,818	6.19%
GSBM22	Government Bonds - Fixed Rate	\$1,217,152	5.70%	11,495	6.57%
GSBK51	Government Bonds - Fixed Rate	\$1,118,127	5.24%	12,349	7.06%
		\$9,020,213.99	42.24%	87,850	50.25%

Yield versus maturity date





Bonds:

Month Update: September 2021



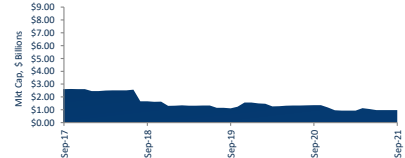
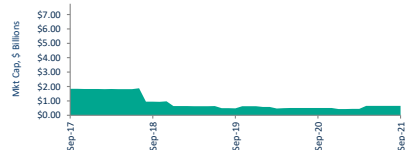
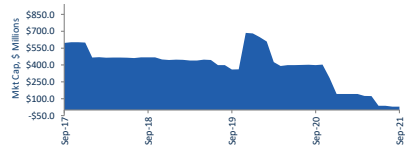
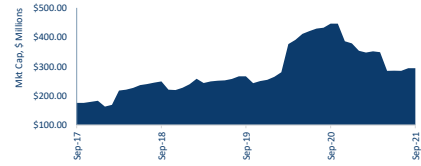
Market Capitalisation Trends

Government Bonds	Last 12 months			Last month	
	Sep-20	Sep-21	% change	Aug-21	% change
Market Cap (\$m)	\$446.13	\$293.80	-34.1%	\$293.71	0.0%
Number listed (actual)	37	37	0.0%	36	2.8%
Monthly Volume	145,702	100,796	-30.8%	104,982	-4.0%
Monthly Transactions	542	515	-5.0%	539	-4.5%
Monthly value (\$m)	\$16.76	\$11.28	-32.7%	\$12.41	-9.1%

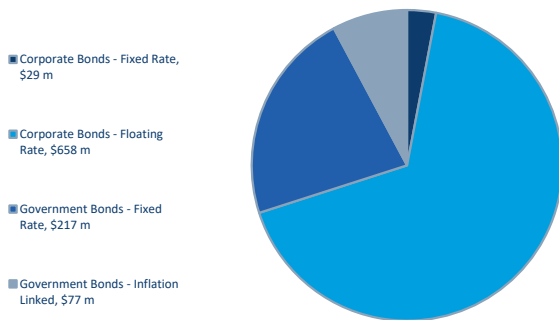
Corporate Bonds - Fixed	Last 12 months			Last month	
	Sep-20	Sep-21	% change	Aug-21	% change
Market Cap (\$m)	\$399.59	\$29.49	-92.6%	\$29.41	0.3%
Number listed (actual)	4	1	-75.0%	1.00	0.0%
Monthly Volume	65,566	2,186	-96.7%	2,909	-24.9%
Monthly Transactions	282	21	-92.6%	10	110.0%
Monthly Month value (\$m)	\$5.72	\$0.22	-96.1%	\$0.29	-25.1%

Corporate Bonds - Floating	Last 12 months			Last month	
	Sep-20	Sep-21	% change	Aug-21	% change
Market Cap (\$m)	\$512.97	\$657.80	28.2%	\$655.82	0.3%
Number listed (actual)	5	5	0.0%	\$5.00	0.0%
Monthly Volume	39,562	71,853	81.6%	86,160	-16.6%
Monthly Transactions	218	390	78.9%	302	29.1%
Monthly value (\$m)	\$3.92	\$7.28	85.7%	\$8.65	-15.9%

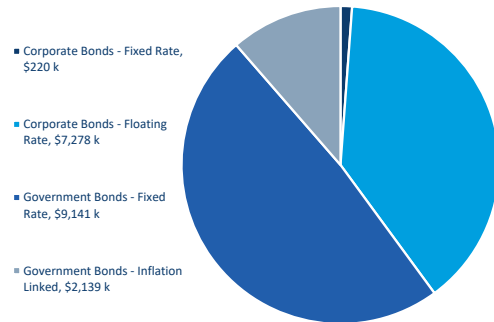
Total Bond Market	Last 12 months			Last month	
	Sep-20	Sep-21	% change	Aug-21	% change
Total	\$1,358.70	\$981.09	-27.8%	\$978.94	0.2%
Market Cap (\$m)	\$1,358.70	\$981.09	-27.8%	\$978.94	0.2%
Number listed (actual)	46	43	-6.5%	42	2.4%
Monthly Volume	250,830	174,835	-30.3%	194,051	-9.9%
Monthly Transactions	1,042	926	-11.1%	851	8.8%
Monthly value (\$m)	\$26.40	\$18.78	-28.9%	\$21.35	-12.1%



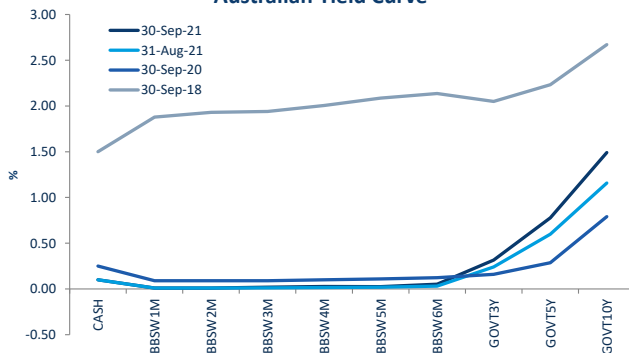
Bonds Mkt Cap Breakdown by Type



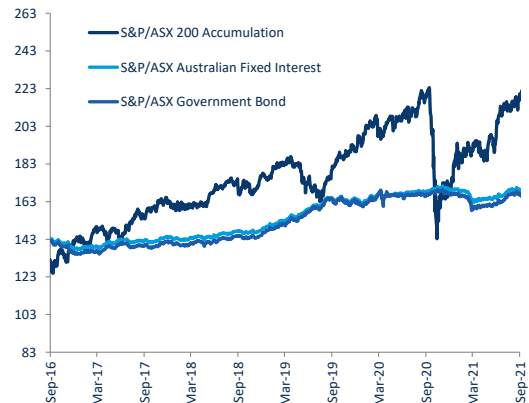
Bonds Breakdown by Traded Value



Australian Yield Curve



S&P Indices - rebased to 100





Spotlight on Bonds

Month update: September 2021



Australian Bonds Summary - September 2021

ASX Profiles			Detail						Activity					Prices				Returns				
ASX Code	Issuer	Description	ASX Listed Date	Maturity / Conv / Reset	Coupon ²	Payment Frequency	Announced Ex Date	Announced Payment Date	Mkt Cap (\$m)#	Traded Value (\$)	Traded Volume	Number of Trades	Spread	Monthly Liquidity ³	Last	Year High	Year Low	Yield (%) ¹	1 Month Price Return	1 Year Price Return	3 Year Price Return	5 Year Price Return
Government Bonds - Fixed Rate																						
GSBW21	Australian Government Treasury Bo	Treasury Bond 2.00% 21-12-21 Semi	30-Jan-17	21-Dec-21	2.00%	S/A	10-Dec-21	21-Dec-21	\$34.86	\$272,187.85	2,695	4	n/a	0.78%	\$101.03	\$103.10	\$100.99	0.00%	0.04%	-1.85%	0.59%	n/a
GSBW22	Australian Government Treasury Bo	Treasury Bond 5.75% 15-07-22 Semi	21-May-13	15-Jul-22	5.75%	S/A	06-Jan-22	17-Jan-22	\$27.03	\$1,217,151.97	11,495	60	0.25%	4.50%	\$105.99	\$111.69	\$105.68	0.01%	0.27%	-4.77%	-7.45%	-13.88%
GSBU22	Australian Government Treasury Bo	Treasury Bond 2.25% 21-11-22 Semi	16-Oct-17	21-Nov-22	2.25%	S/A	11-Nov-21	22-Nov-21	\$7.93	\$117,414.05	1,134	4	0.28%	1.48%	\$103.32	\$105.66	\$103.23	0.02%	-0.02%	-1.68%	2.18%	n/a
GSBG23	Australian Government Treasury Bo	Treasury Bond 5.50% 21-04-23 Semi	21-May-13	21-Apr-23	5.50%	S/A	12-Oct-21	21-Oct-21	\$21.15	\$722,188.62	6,498	54	0.15%	3.42%	\$111.08	\$117.60	\$101.00	0.03%	0.12%	-4.44%	-4.54%	-11.91%
GSBG24	Australian Government Treasury Bo	Treasury Bond 2.75% 21-04-24 Semi	21-May-13	21-Apr-24	2.75%	S/A	12-Oct-21	21-Oct-21	\$8.94	\$25,572.63	236	2	0.21%	0.29%	\$108.31	\$110.65	\$107.89	0.05%	0.14%	-2.01%	4.81%	1.15%
GSBU24	Australian Government Treasury Bo	Treasury Bond 0.25% 21-11-24 Semi	21-Apr-20	21-Nov-24	0.25%	S/A	11-Nov-21	22-Nov-21	\$3.91	\$341,469.54	3,409	6	0.23%	8.74%	\$100.16	\$100.53	\$99.58	0.31%	0.57%	0.36%	n/a	n/a
GSBG25	Australian Government Treasury Bo	Treasury Bond 3.25% 21-04-25 Semi	30-May-13	21-Apr-25	3.25%	S/A	12-Oct-21	21-Oct-21	\$10.67	\$481,085.27	4,308	28	0.27%	4.51%	\$111.34	\$115.27	\$110.55	0.43%	-0.21%	-3.18%	4.96%	-0.52%
GSBU25	Australian Government Treasury Bo	Treasury Bond 0.25% 21-11-25 Semi	27-Jul-20	21-Nov-25	0.25%	S/A	11-Nov-21	22-Nov-21	\$3.96	\$308,892.82	3,114	4	0.23%	7.81%	\$98.89	\$100.21	\$97.70	0.57%	-0.12%	-0.87%	n/a	n/a
GSBG26	Australian Government Treasury Bo	Treasury Bond 4.25% 21-04-26 Semi	18-Mar-14	21-Apr-26	4.25%	S/A	12-Oct-21	21-Oct-21	\$4.32	\$25,840.75	218	8	0.42%	0.60%	\$118.33	\$123.43	\$117.10	0.67%	-0.04%	-4.14%	3.98%	-3.46%
GSBQ26	Australian Government Treasury Bo	Treasury Bond 4.50% 21-09-26 Semi	30-Sep-20	21-Sep-26	0.50%	S/A	10-Mar-22	21-Mar-22	\$0.79	\$417,344.10	4,200	9	n/a	\$2.68%	\$99.02	\$100.93	\$99.02	0.77%	-0.98%	n/a	n/a	n/a
GSBG27	Australian Government Treasury Bo	Treasury Bond 4.75% 21-04-27 Semi	21-May-13	21-Apr-27	4.75%	S/A	12-Oct-21	21-Oct-21	\$12.99	\$283,515.31	2,284	28	0.38%	2.18%	\$123.47	\$129.97	\$121.74	0.86%	-0.43%	-4.83%	4.56%	-4.52%
GSBU27	Australian Government Treasury Bo	Treasury Bond 2.75% 21-11-27 Semi	09-Apr-00	21-Nov-27	2.75%	S/A	11-Nov-21	22-Nov-21	\$5.03	\$11,418.51	102	2	0.29%	0.23%	\$111.57	\$117.19	\$110.12	0.97%	-0.78%	-4.20%	10.02%	2.47%
GSBI28	Australian Government Treasury Bo	Treasury Bond 2.75% 21-11-28 Semi	19-May-16	21-May-28	2.25%	S/A	11-Nov-21	22-Nov-21	\$4.05	\$274,843.72	2,511	2	0.32%	6.78%	\$108.52	\$113.75	\$107.70	1.06%	-1.56%	-2.99%	10.68%	7.07%
GSBU28	Australian Government Treasury Bo	Treasury Bond 2.75% 21-11-28 Semi	02-Mar-17	21-Nov-28	2.75%	S/A	11-Nov-21	22-Nov-21	\$4.12	\$96,685.14	848	17	0.70%	2.35%	\$112.13	\$119.24	\$109.86	1.13%	-1.50%	-4.92%	10.39%	n/a
GSBG29	Australian Government Treasury Bo	Treasury Bond 3.25% 21-04-29 Semi	21-May-13	21-Apr-29	2.75%	S/A	12-Oct-21	21-Oct-21	\$9.14	\$251,235.44	2,132	27	0.41%	2.75%	\$116.82	\$122.88	\$113.87	1.19%	-1.69%	-4.79%	7.86%	3.28%
GSBU29	Australian Government Treasury Bo	Treasury Bond 2.75% 21-11-29 Semi	29-Jan-18	21-Nov-29	2.75%	S/A	11-Nov-21	22-Nov-21	\$3.44	\$486,300.44	4,256	3	0.68%	14.15%	\$112.52	\$119.94	\$109.73	1.27%	-2.33%	-4.24%	9.09%	n/a
GSBW30	Australian Government Treasury Bo	Treasury Bond 1.00% 21-12-30 Semi	21-May-20	21-Dec-30	1.00%	S/A	10-Dec-21	21-Dec-21	\$3.00	\$0.00	-	-	0.69%	0.00%	\$97.23	\$103.41	\$93.52	1.41%	-2.64%	-4.10%	n/a	n/a
GSBK31	Australian Government Treasury Bo	Treasury Bond 1.50% 21-06-31 Semi	03-Jun-19	21-Jun-31	1.50%	S/A	10-Dec-21	21-Dec-21	\$5.21	\$520,827.71	5,096	3	n/a	9.99%	\$101.46	\$107.22	\$97.41	1.44%	-0.47%	-4.20%	n/a	n/a
GSBU31	Australian Government Treasury Bo	Treasury Bond 1.00% 21-11-31 Semi	02-Sep-20	21-Nov-31	1.00%	S/A	11-Nov-21	22-Nov-21	\$0.97	\$29,100.00	300	1	0.49%	3.00%	\$96.04	\$97.00	\$92.30	1.49%	2.28%	n/a	n/a	n/a
GSBI32	Australian Government Treasury Bo	Treasury Bond 1.25% 21-05-32 Semi	28-Jan-20	21-May-32	1.25%	S/A	11-Nov-21	22-Nov-21	\$1.00	\$25,020.00	250	1	0.51%	2.50%	\$98.08	\$101.75	\$94.00	1.52%	2.96%	-0.02%	n/a	n/a
GSBU32	Australian Government Treasury Bo	Treasury Bond 1.75% 21-11-32 Semi	21-Apr-21	21-Nov-32	1.75%	S/A	11-Nov-21	22-Nov-21	\$0.00	\$0.00	-	-	n/a	n/a	\$0.00	\$0.00	\$0.00	1.55%	n/a	n/a	n/a	
GSBG33	Australian Government Treasury Bo	Treasury Bond 4.50% 21-04-33 Semi	22-Nov-13	21-Apr-33	4.50%	S/A	12-Oct-21	21-Oct-21	\$14.69	\$547,040.31	4,026	44	0.47%	3.72%	\$133.57	\$144.49	\$128.01	1.53%	-2.48%	-7.47%	10.24%	1.70%
GSBK35	Australian Government Treasury Bo	Treasury Bond 2.75% 21-06-35 Semi	30-Mar-15	21-Jun-35	2.75%	S/A	10-Dec-21	21-Dec-21	\$5.09	\$7,733.64	67	2	0.62%	0.15%	\$113.19	\$123.35	\$108.43	1.75%	-3.67%	-7.58%	15.63%	9.03%
GSBG37	Australian Government Treasury Bo	Treasury Bond 3.75% 21-04-37 Semi	21-Oct-14	21-Apr-37	3.75%	S/A	12-Oct-21	21-Oct-21	\$3.98	\$98,376.80	75	19	0.61%	2.47%	\$126.60	\$139.11	\$119.53	1.91%	-4.20%	-9.23%	13.04%	8.98%
GSBK39	Australian Government Treasury Bo	Treasury Bond 3.25% 21-06-39 Semi	20-Oct-15	21-Jun-39	3.25%	S/A	10-Dec-21	21-Dec-21	\$1.53	\$21,481.64	182	1	0.66%	1.40%	\$118.67	\$132.79	\$112.73	2.07%	-4.31%	-10.28%	14.20%	6.36%
GSBI41	Australian Government Treasury Bo	Treasury Bond 3.25% 21-05-41 Semi	30-Jul-18	21-May-41	2.75%	S/A	11-Nov-21	22-Nov-21	\$4.93	\$158,090.91	1,390	27	0.47%	3.21%	\$110.30	\$125.00	\$97.09	2.20%	-4.17%	-10.59%	16.11%	n/a
GSBE47	Australian Government Treasury Bo	Treasury Bond 3.00% 21-03-47 Semi	19-Oct-16	21-Mar-47	3.00%	S/A	10-Mar-22	21-Mar-22	\$14.17	\$1,280,027.86	10,818	41	0.59%	9.04%	\$113.58	\$130.88	\$105.40	2.33%	-6.52%	-12.63%	16.79%	n/a
GSBK51	Australian Government Treasury Bo	Treasury Bond 1.75% 21-06-51 Semi	05-Aug-20	21-Jun-51	1.75%	S/A	10-Dec-21	21-Dec-21	\$0.00	\$1,118,127.06	12,349	27	0.79%	n/a	\$88.09	\$102.80	\$78.43	2.37%	-8.53%	-12.99%	n/a	n/a
Government Bonds - Inflation Linked																						
GSIC22	Australian Government Treasury Ind Treas	Indexed Bond Cpi+1.25% 21-02-22 Qly	21-May-13	21-Feb-22	1.25%	Qtrly	11-Nov-21	22-Nov-21	\$10.90	\$580,387.42	4,821	20	0.03%	5.33%	\$120.39	\$121.01	\$119.09	-2.57%	0.02%	0.78%	3.40%	4.41%
GSIQ25	Australian Government Treasury Ind Treas	Indexed Bond Cpi+3.00% 20-09-25 Qly	21-May-13	20-Sep-25	3.00%	Qtrly	09-Dec-21	20-Dec-21	\$34.05	\$149,321.18	986	27	0.28%	0.44%	\$150.92	\$153.38	\$148.58	-1.34%	-0.89%	1.36%	7.36%	2.36%
GSIU27	Australian Government Treasury Ind Treas	Indexed Bond Cpi+0.75% 21-11-27 Qly	01-Sep-17	21-Nov-27	0.75%	Qtrly	11-Nov-21	22-Nov-21	\$4.14	\$290,785.03	2,424	2	0.49%	7.02%	\$118.32	\$120.43	\$116.29	-0.89%	-1.63%	3.21%	15.81%	n/a
GSIQ30	Australian Government Treasury Ind Treas	Indexed Bond Cpi+2.50% 20-09-30 Qly	21-May-13	20-Sep-30	2.50%	Qtrly	09-Dec-21	20-Dec-21	\$7.12	\$58,195.09	357	17	0.67%	0.82%	\$159.53	\$165.77	\$152.33	-0.55%	-2.99%	-0.65%	13.40%	6.81%
GSIU32	Australian Government Treasury Ind Treas	Indexed Bond Cpi+0.25% 21-11-32 Qly	01-Sep-21	21-Nov-32	0.25%	Qtrly	11-Nov-21	22-Nov-21	\$1.11	\$5,323.68	48	1	n/a	0.48%	\$107.53	\$110.91	\$110.91	-0.33%	n/a	n/a	n/a	n/a
GSIO35	Australian Government Treasury Ind Treas	Indexed Bond Cpi+2.00% 21-08-35 Qly	01-Oct-13	21-Aug-35	2.00%	Qtrly	11-Nov-21	22-Nov-21	\$7.99	\$373,183.67	2,391	9	0.47%	4.67%	\$151.56	\$159.73	\$144.69	-0.17%	-5.11%	-0.11%	18.92%	15.35%
GSIO40	Australian Government Treasury Ind Treas	Indexed Bond Cpi+1.25% 21-08-40 Qly	18-Aug-15	21-Aug-40	1.25%	Qtrly	11-Nov-21	22-Nov-21	\$5.01	\$113,160.24	802	3	0.57%	2.26%	\$134.50	\$144.92	\$125.59	0.14%	-7.19%	-3.84%	23.11%	11.56%
GSIC50	Australian Government Treasury Ind Treas	Indexed Bond Cpi+1.00% 21-02-50 Qly	26-Sep-18	21-Feb-50	1.00%	Qtrly	11-Nov-21	22-Nov-21	\$6.27	\$568,481.49	4,274	10	n/a	9.06%	\$125.21	\$140.76	\$112.26	0.36%	-7.29%	-4.70%	30.14%	n/a
Corporate Bonds - Fixed Rate																						
MVTHA	Mercantile Investment Company Ltd	Bond 4.80% 10-07-26 Semi	30-Jun-16	10-Jul-26	#VALUE! ot Applicable				\$29.49	\$220,164.80	2,186	21	0.79%	0.75%	\$101.50	\$106.00	\$95.00	#VALUE!	0.30%	-1.93%	-1.46%	-0.98%
Corporate Bonds - Floating Rate																						
AYUHC	Australian Unity Limited	Simple Bond 3-Bbsw+2.00% 15-12-24	18-Oct-19	15-Dec-24	2.03%	Qtrly	05-Oct-21	14-Oct-21	\$116.17	\$912,123.53	9,132	51	0.47%	0.79%	\$101.00	\$101.00	\$96.15	2.69%	1.20%	1.81%	n/a	n/a
AYUHD	Australian Unity Limited	Simple Bond 3-Bbsw+2.15% 15-12-26	18-Oct-19	15-Dec-26	2.18%	Qtrly	05-Oct-21	14-Oct-21	\$207.00	\$2,620,817.29	26,630	108	0.87%	1.27%	\$100.00	\$101.00	\$93.50	3.32%	1.01%	2.30%	n/a	n/a
CZPHA	Centuria Funds Management Limite	Bond 3-Bbsw+4.25% 20-04-26 Qly Sec Red	21-Apr-21	20-Apr-26	4.27%	Qtrly			\$208.63	\$2,784,089.81	26,558	184	0.36%	1.33%	\$105.00	\$105.75	\$100.20	3.73%	0.01%	n/a	n/a	n/a
ORLHA	Opmi Bridgeway Limited	Bond 3-Bbsw+4.20% 22-12-22 Sec Step T-01-22	30-Apr-14	22-Dec-22	4.22%	Qtrly			\$76.00	\$551,704.30	5,495	28	0.48%	0.73%	\$100.00	\$101.50	\$99.00	3.37%	-0.26%	-0.60%	-1.57%	0.65%
PRCHB	Perpet Limited	Simple Bond 3-Bbsw+4.65% 05-10-22	10-Jul-17	05-Oct-22	4.67%	Qtrly			\$50.00	\$409,560.57	4,038	19	1.31%	0.82%	\$100.00	\$104.95	\$97.00	1.15%	-2.34%	4.16%	-4.76%	n/a

¹ The yield data for the AGBs has been sourced from YieldBroker. The yield for the other bonds have been sourced from Bloomberg using the Mid Yield to Convention function as at 30 September 2021

² The coupon data has been sourced from Bloomberg using the Coupon function as at 30 September 2021

³ Monthly liquidity is equal to the total value traded for the security for the month divided by its market capitalisation.

All values are as at Sep-21.

Past performance is not a reliable indicator of future performance.

Information provided does not constitute financial product advice. You should obtain independent advice from an Australian financial services licensee before making any financial decisions. Although ASX Limited ABN 98 008 624 691 and its related bodies corporate ("ASX") has made every effort to ensure the accuracy of the information as at the date of publication, ASX does not give any warranty or representation as to the accuracy, reliability or completeness of the information. To the extent permitted by law, ASX and its employees, officers and contractors shall not be liable for any loss or damage arising in any way (including by negligence) from

Contact Us

Phone: 131 279 or +61 2 9338 0000 (from overseas)

Email: bonds@asx.com.au

