

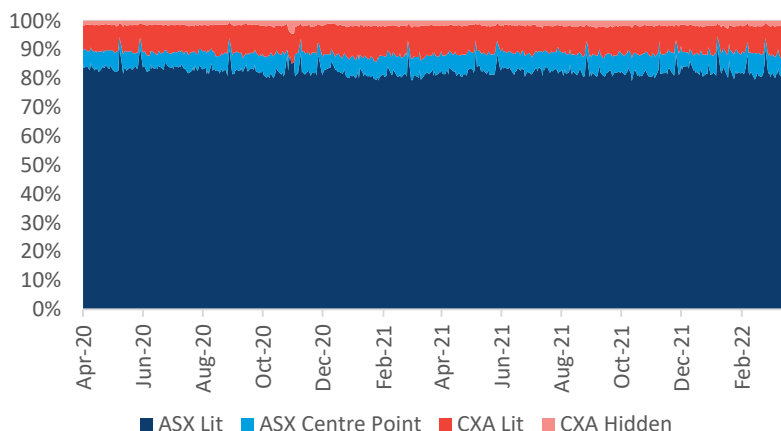
Week of 04 April 2022 to 08 April 2022

ON-MARKET Traded Value

The value of trades executed on the order books (Lit or Dark) of ASX and CBOE Australia (CXA).

	Market TOTAL \$million	ASX \$million			CXA \$million		
		TOTAL	TradeMatch	Centre Point	TOTAL	Lit	Hidden
04/04/22	6,596.1	5,691.5 86.3%	5,284.0 80.1%	407.5 6.2%	904.6 13.7%	767.3 11.6%	137.3 2.1%
05/04/22	6,818.7	5,898.4 86.5%	5,425.8 79.6%	472.6 6.9%	920.3 13.5%	789.2 11.6%	131.1 1.9%
06/04/22	7,075.8	6,220.1 87.9%	5,781.2 81.7%	438.9 6.2%	855.7 12.1%	714.9 10.1%	140.8 2.0%
07/04/22	6,445.0	5,671.9 88.0%	5,230.2 81.2%	441.6 6.9%	773.1 12.0%	656.8 10.2%	116.3 1.8%
08/04/22	5,796.0	5,059.8 87.3%	4,688.4 80.9%	371.4 6.4%	736.2 12.7%	636.4 11.0%	99.9 1.7%
Average	6,546.3	87.2%	80.7%	6.5%	12.8%	10.9%	1.9%

Market Share - ON MARKET Traded Value and Trends

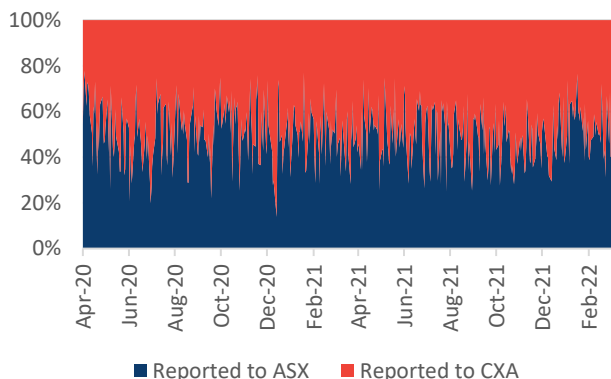


OFF-MARKET Value

The value of trades executed outside the order books of ASX or CXA that are subsequently reported to either ASX and CXA for publication and Broker Prefencing. This includes NBBO (Price Improvement trades), Block (Specials and Portfolio Specials trades) and Others (Late trades, Overseas trades, ETF Special trades and Preferred trades). * All OFF-MARKET trades are Dark.

	Market TOTAL \$million	ASX \$million	CXA \$million
04/04/22	1,019.0	452.3 44.4%	566.7 55.6%
05/04/22	2,007.7	1,468.4 73.1%	539.3 26.9%
06/04/22	1,632.8	1,087.5 66.6%	545.3 33.4%
07/04/22	1,383.3	977.3 70.7%	405.9 29.3%
08/04/22	1,027.9	561.4 54.6%	466.4 45.4%
Average	1,414.1	64.3%	35.7%

Market Share - OFF-MARKET Reported value



LIT and DARK trading

Dark represents the execution of orders that were not displayed prior to execution.

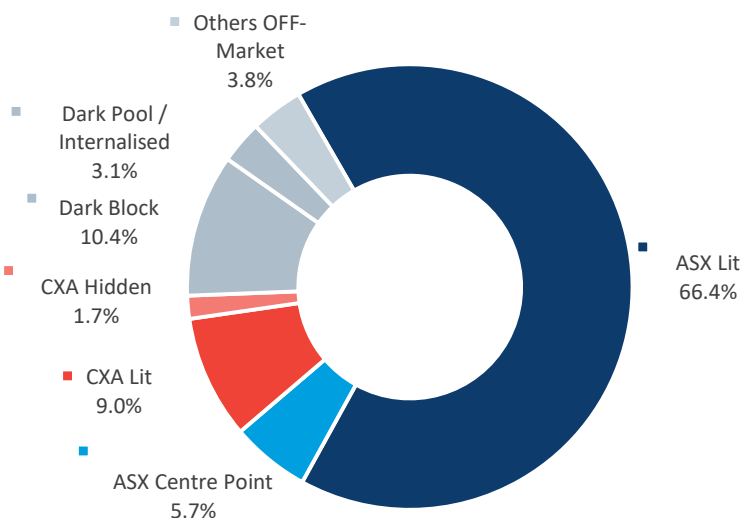
Lit represents the execution of orders that were displayed prior to execution.

Dark Block means any **Dark, Off-Market** trade that makes use of the block special size threshold or portfolio special threshold.

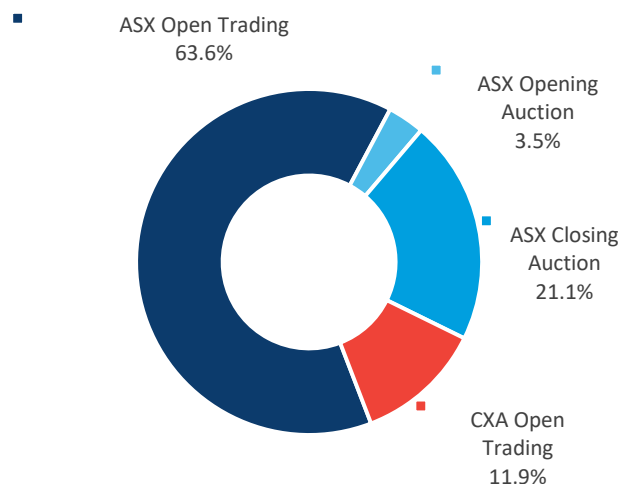
Dark Pool / Internalised means Off Market trades with price improvement.

Other Off-Market includes Late trades, Overseas trades, ETF Special trades and Preferred trades.

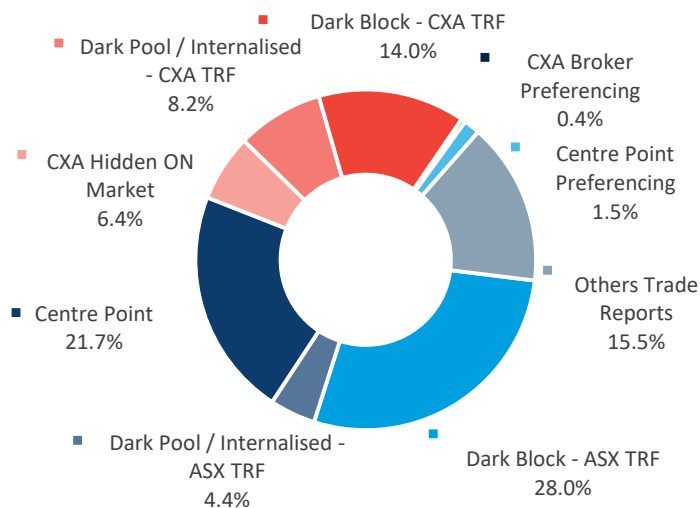
MARKET breakdown



LIT breakdown



DARK breakdown



TOTAL MARKET

	TOTAL	ASX	CXA
ON-Market	82.3%	71.8%	10.5%
OFF-Market	17.7%	11.5%	6.2%
TOTAL	100.0%	83.3%	16.7%

	TOTAL	ON Market	OFF Market
Lit	75.3%	75.3%	---
Dark	24.7%	6.9%	17.8%
TOTAL	100.0%	82.2%	17.8%

This report covers all equity, warrant and interest-rate market transactions traded on or reported to ASX and CXA. Data is sourced from ASX and IRESS.

***Explanation of technical terms.** Block Special – a crossing above the block special threshold which is executed off market and then reported to either ASX TRF or CXA TRF. Portfolio Special – a crossing of a portfolio of securities above the relevant threshold which is executed off market and then reported to either ASX TRF or CXA TRF. All of the above are included in the off-market reported value. TradeMatch is the ASX central limit orderbook. The TradeMatch totals include trades matched during the opening and closing auctions. Centre Point is the ASX anonymous mid-point matching service.

© Copyright 2022 ASX Limited ABN 98 008 624 691. All rights reserved 2022

This is not intended to be financial product advice. To the extent permitted by law, ASX Limited ABN 98 008 624 691 and its related bodies corporate excludes all liability for any loss or damage arising in any way including by way of negligence.