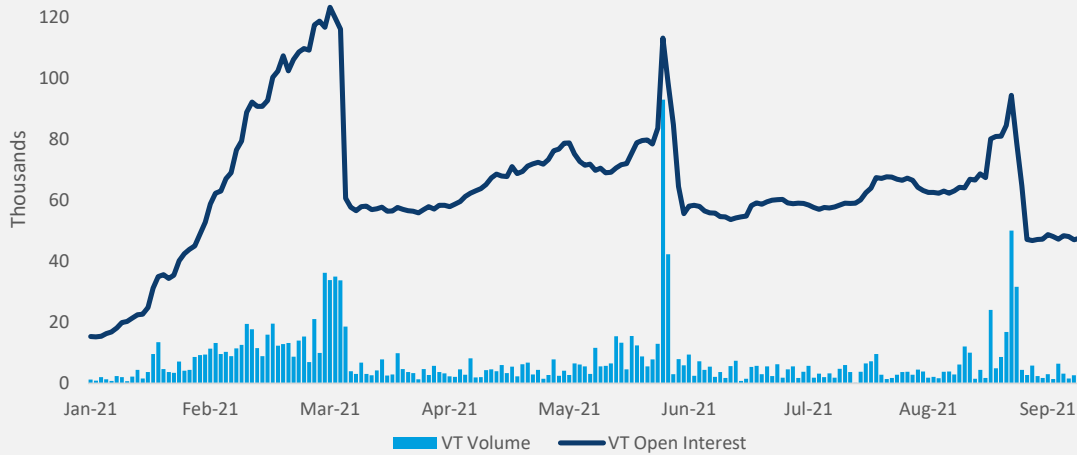


ASX 5 Year Bond Future Volumes and Market Dynamics

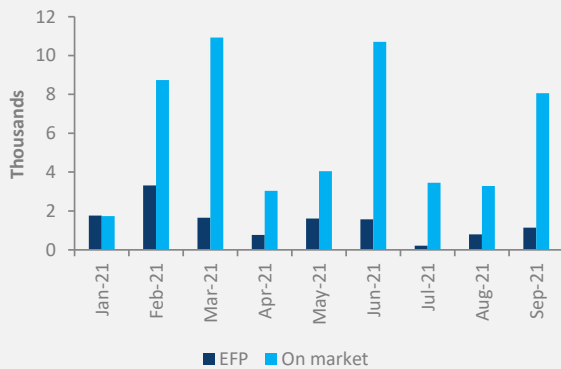


September 2021

5 Year (VT) Volume and Open Interest



EFP vs on market activity Q1-Q3 21

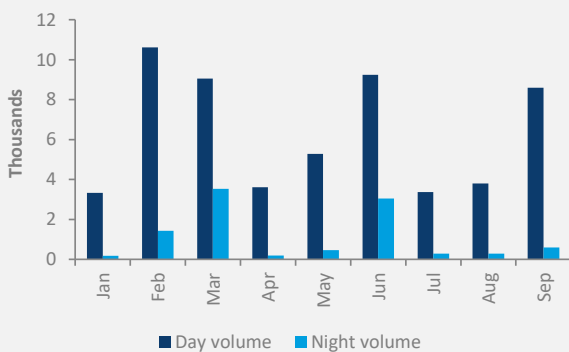


Total Average Daily Volumes (all expiry months)

	Q1 21	Q2 21	Q3 21	Average Q1-Q3
EFP	2,218	1,323	710	1,417
On market	7,315	5,977	4,884	6,059
EFP %	23%	18%	13%	18%
On market %	77%	82%	87%	82%

Volumes during Euro/US time zone

Average Day* and Night Session Volumes

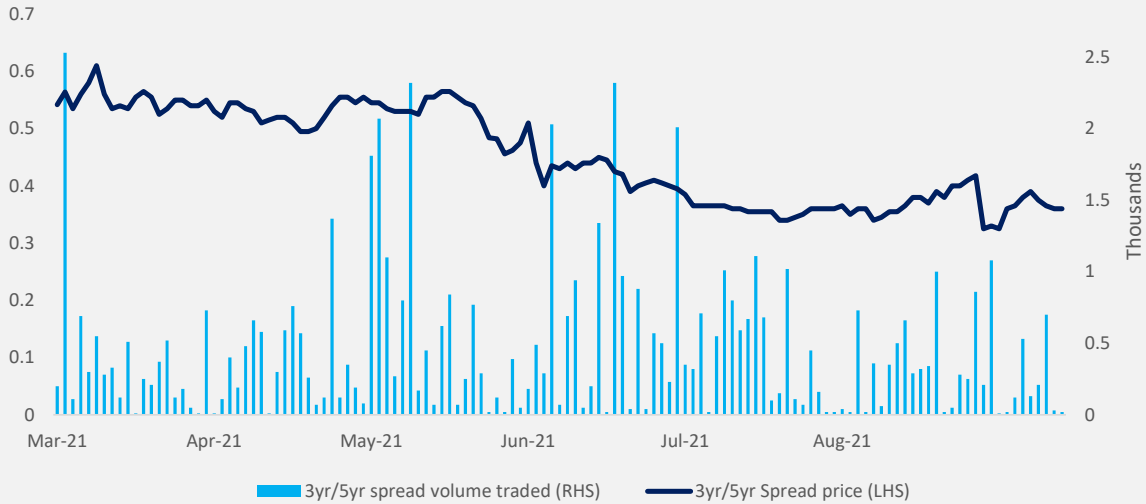


Average Daily Volumes (all expiry months)

		Q1 21	Q2 21	Q3 21	Average Q1-Q3
ADV	Day	7,735	6,079	5,204	6,339
	Night	1,798	1,248	390	1,146
ADV %	Day	81%	83%	93%	86%
	Night	19%	17%	7%	14%

*Day session volumes include EFP

3/5's Spread price and volume traded



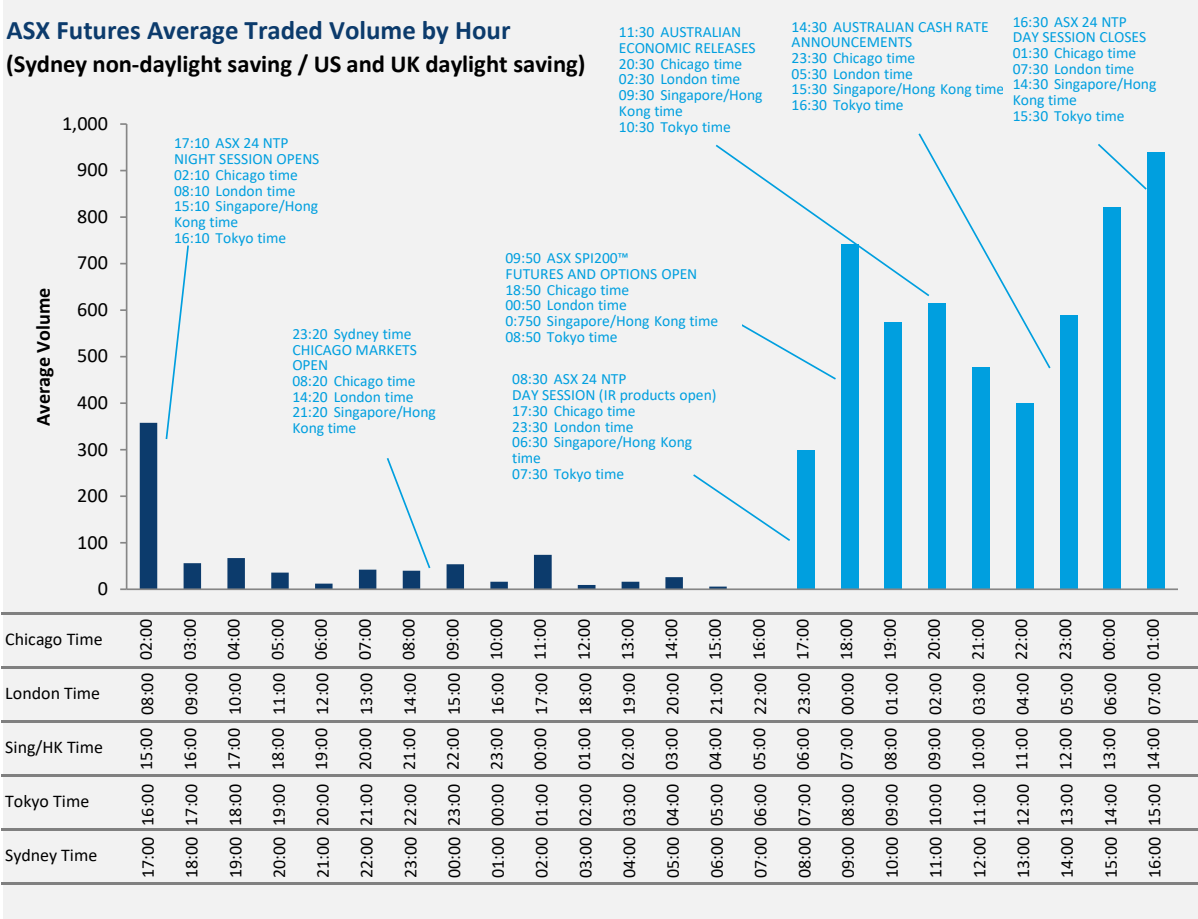
Product Trading Dynamics over a 24 Hour Period (Q3 2021 Statistics)

TIME					AVG TRADED VOLUME	AVG BID OFFER VOLUME BY HOUR			AVG SPREAD	AVG lotting factor
Chicago*	London*	HK/Sing	Tokyo	Aust (AEST)		BID	OFFER	AVG		
9	15	22	23	0	39	91	94	93	1.0	7
10	16	23	0	1	24	69	110	90	0.9	6
11	17	0	1	2	5	47	46	47	1.1	7
12	18	1	2	3	3	17	13	15	1.1	3
13	19	2	3	4	4	16	14	15	1.0	3
14	20	3	4	5	4	12	14	13	1.0	4
15	21	4	5	6	2	23	22	23	1.4	3
16	22	5	6	7	Closed	Closed	Closed	Closed	Closed	Closed
17	23	6	7	8	309	155	209	182	1.1	53
18	0	7	8	9	326	162	219	191	0.5	15
19	1	8	9	10	573	156	223	190	0.5	26
20	2	9	10	11	444	184	230	207	0.5	19
21	3	10	11	12	464	108	177	143	0.5	28
22	4	11	12	13	447	145	172	159	0.5	31
23	5	12	13	14	359	183	178	181	0.5	21
0	6	13	14	15	514	185	165	175	0.5	21
1	7	14	15	16	747	193	199	196	0.5	27
2	8	15	16	17	93	90	80	85	1.0	13
3	9	16	17	18	43	120	105	113	0.9	12
4	10	17	18	19	25	97	139	118	0.9	11
5	11	18	19	20	13	114	137	126	0.9	7
6	12	19	20	21	10	65	95	80	1.0	8
7	13	20	21	22	20	64	104	84	1.0	4
8	14	21	22	23	21	66	83	75	1.0	6

c = closed *Daylight saving

** Spot monthly only

ASX Futures Average Traded Volume by Hour
(Sydney non-daylight saving / US and UK daylight saving)



Contact Information

Maurice Farhart

Senior Manager
North America
T: +1-312-803-5851

E: Maurice.Farhart@asx.com.au

James Keeley

Business Development Manager
Asia
T: +852 2251 1852

M: +61 0415 141 942

E: James.Keeley@asx.com.au

Neil Easton

Manager Sales
Derivatives and OTC Markets
T: +61 2 9227 0244

M: +61 0435 812 234

E: Neil.Easton@asx.com.au

Brent Glendinning

Business Development Manager
North America
T: +1-312-803-5840

M: +1-312-451-2269

E: Brent.glendinning@asx.com.au

Visit asx.com.au/interest-rate-futures



Follow us @ASX



Follow us on LinkedIn

This is not intended to be financial product advice. To the extent permitted by law, ASX Limited ABN 98 008 624 691 and its related bodies corporate excludes all liability for any loss or damage arising in any way including by way of negligence. This document is not a substitute for the Operating Rules of the relevant ASX entity and in the case of any inconsistency, the

© Copyright 2021 ASX Limited ABN 98 008 624 691. All rights reserved 2021.

For these contracts the market is operated by Australian Securities Exchange Limited ABN 83 000 943 377

