



Hybrids:

Monthly Update - August 2019



Month: Aug-19

Trading days: 22

Period ending: Friday, 30 August 2019

Snapshot by Category

| Australian Segment | Bond Segment | Number listed | Market Cap \$b | Trades Total (#) | Trades per day (#) | Volume (#) | Value \$m |
|---|--------------|---------------|----------------|------------------|--------------------|------------------|--------------|
| Convertible Preference Shares and Capital Notes | | 40 | 39.6 | 25,839 | 1,175 | 5,789,529 | 603.5 |
| Convertible Bonds | | 5 | 0.9 | 549 | 25 | 361,516 | 15.5 |
| Hybrid Securities | | 6 | 3.9 | 2,028 | 92 | 498,570 | 48.5 |
| Total | | 51 | 44.36 | 28,416 | 1,292 | 6,649,615 | 667.5 |

Recent Listings

| Entity | ASX Code | Size (\$m) | Type | Listing Date | Issue Price | Maturity / Conv / Reset | Interest Rate / Dividend | Distribution Payable | Last Price |
|-----------------------------------|----------|------------|------------------------------|--------------|-------------|-------------------------|--------------------------|----------------------|------------|
| Macquarie Group Limited | MQGPD | 905.5 | Convertible Preference Share | 28-Mar-2019 | \$100.00 | 10/09/2026 | | n/a | \$106.82 |
| National Australia Bank Limited | NABPF | 1,874.1 | Convertible Preference Share | 21-Mar-2019 | \$100.00 | 17/06/2026 | | n/a | \$107.65 |
| Westpac Banking Corporation | WBCPI | 1,423.1 | Convertible Preference Share | 19-Dec-2018 | \$100.00 | 31/07/2024 | | n/a | \$105.39 |
| Commonwealth Bank of Australia | CBAPH | 1,590.0 | Convertible Preference Share | 18-Dec-2018 | \$100.00 | 26/04/2024 | | n/a | \$105.40 |
| CVC Limited | CVCG | 60.0 | Convertible Bonds | 25-Jun-2018 | \$100.00 | 22/06/2021 | | Quarterly | \$101.00 |
| Macquarie Group Limited | MQGPC | 1,000.0 | Convertible Preference Share | 08-Jun-2018 | \$100.00 | 16/12/2024 | | n/a | \$106.80 |
| Commonwealth Bank of Australia | CBAPG | 1,365.0 | Convertible Preference Share | 09-Apr-2018 | \$100.00 | 15/04/2025 | | n/a | \$103.78 |
| Westpac Banking Corporation | WBCPH | 1,690.3 | Convertible Preference Share | 14-Mar-2018 | \$100.00 | 22/09/2025 | | n/a | \$102.73 |
| Bendigo and Adelaide Bank Limited | BENPG | 321.6 | Convertible Preference Share | 14-Dec-2017 | \$100.00 | 13/06/2024 | | n/a | \$105.20 |
| Bank of Queensland Limited | BOQPE | 350.0 | Convertible Preference Share | 29-Dec-2017 | \$100.00 | 15/08/2024 | | n/a | \$104.10 |

*BBSW = Bank Bill Swap Rate

* As of the date of this report this security has not traded, the Last Price reflects the Issue Price

Most Actively Traded Securities by Value

| ASX Code | Security Type | Value (\$) | %Value | Volume | %Volume |
|--------------------|------------------|-----------------------|---------------|------------------|---------------|
| CBAPD | Convertible Prel | 54,209,426 | 8.12% | 536,403 | 8.07% |
| WBCPH | Convertible Prel | 38,418,000 | 5.76% | 373,874 | 5.62% |
| NABPF | Convertible Prel | 32,396,831 | 4.85% | 302,551 | 4.55% |
| NABPB | Convertible Prel | 31,359,845 | 4.70% | 306,846 | 4.61% |
| WBCPG | Convertible Prel | 24,078,648 | 3.61% | 225,708 | 3.39% |
| Total Top 5 | | 180,462,750.50 | 27.04% | 1,745,382 | 26.25% |

Market Comparison





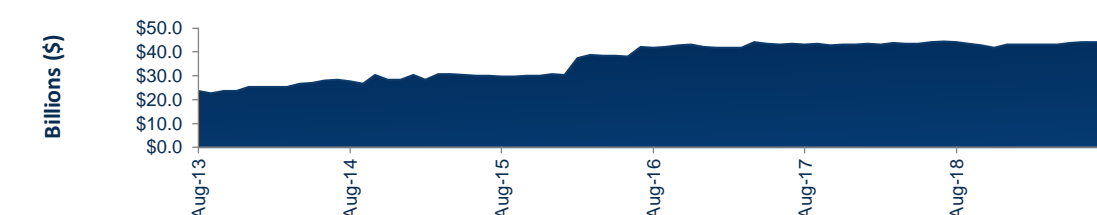
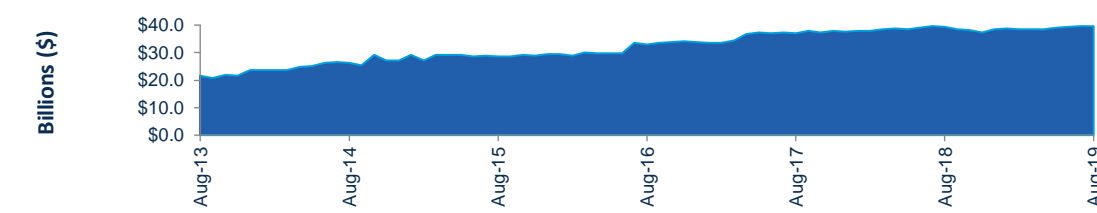

Performance and Trading Activity Breakdown by Category

| Convertible Preference Shares and Capital | | | | Last 12 months | |
|---|--------|--------|----------|----------------|----------|
| Notes | Aug-17 | Aug-18 | % change | Aug-19 | % change |
| Market Cap (\$b) | 37.1 | 39.3 | 5.9% | 39.6 | 0.9% |
| Number listed (actual) | 41 | 41 | 0.0% | 40 | -2.4% |
| Month trades | 32,279 | 37,020 | 14.7% | 25,839 | -30.2% |
| Month value (\$m) | 655.2 | 854.6 | 30.4% | 603.5 | -29.4% |

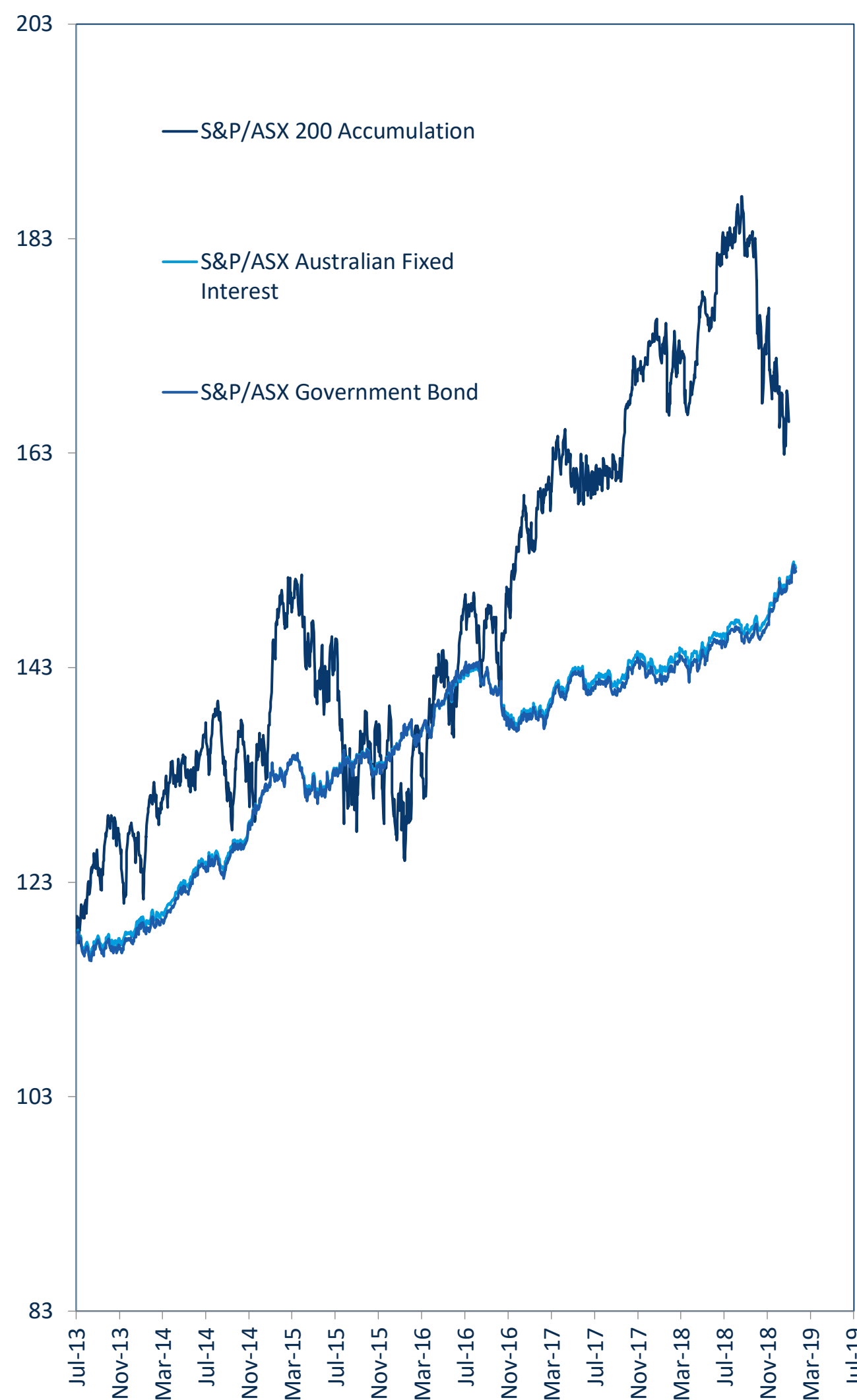
| Convertible Bonds | | | | Last 12 months | |
|------------------------|--------|--------|----------|----------------|----------|
| Notes | Aug-17 | Aug-18 | % change | Aug-19 | % change |
| Market Cap (\$b) | 0.9 | 0.9 | 1.4% | 0.9 | -1.4% |
| Number listed (actual) | 10 | 5 | -50.0% | 5 | 0.0% |
| Month trades | 589 | 820 | 39.2% | 549 | -33.0% |
| Month value (\$m) | 13.1 | 16.6 | 26.6% | 15.5 | -6.7% |

| Hybrid Securities | | | | Last 12 months | |
|------------------------|--------|--------|----------|----------------|----------|
| Notes | Aug-17 | Aug-18 | % change | Aug-19 | % change |
| Market Cap (\$b) | 5.4 | 4.2 | -22.5% | 3.9 | -6.9% |
| Number listed (actual) | 10 | 7 | -30.0% | 6 | -14.3% |
| Month trades | 4,518 | 3,623 | -19.8% | 2,028 | -44.0% |
| Month value (\$m) | 103.5 | 69.7 | -32.7% | 48.5 | -30.4% |

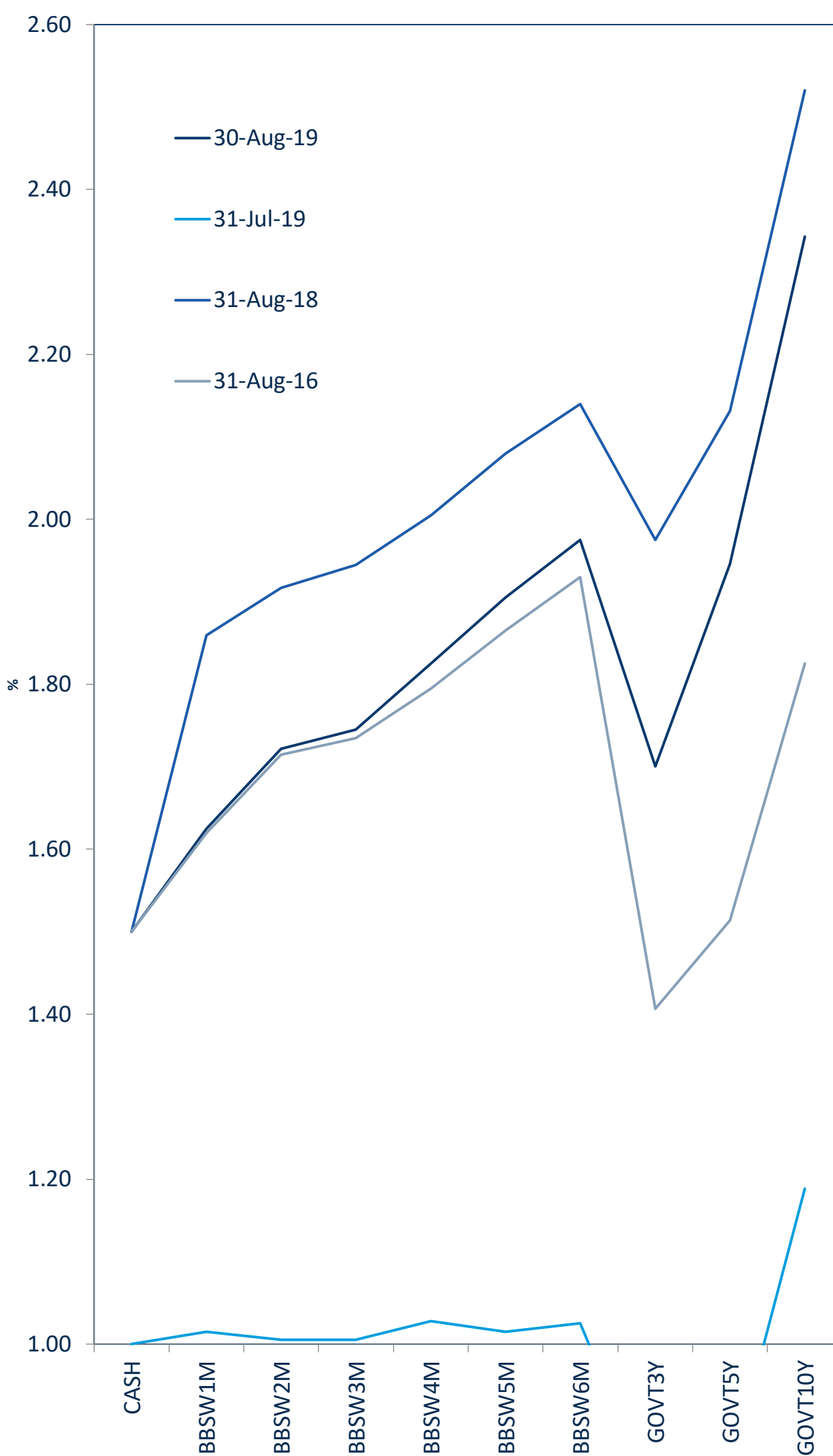
| Total | | | | Last 12 months | |
|------------------------|--------|--------|----------|----------------|----------|
| Notes | Aug-17 | Aug-18 | % change | Aug-19 | % change |
| Market Cap (\$b) | 43.3 | 44.3 | 2.3% | 44.4 | 0.1% |
| Number listed (actual) | 61 | 53 | -13.1% | 51 | -3.8% |
| Month trades | 37,386 | 41,463 | 10.9% | 28,416 | -31.5% |
| Month value (\$m) | 771.8 | 940.9 | 21.9% | 667.5 | -29.1% |



S&P/ASX Indices (rebased to 100)



Australian Yield Curve





Spotlight on Hybrids:

Monthly Update - August 2019



ASX Profiles

| ASX Code | Issuer | Description |
|---|---|--|
| Convertible Bonds | | |
| CAMG | Clime Capital Limited | Convert Bond 6.25% 30-11-21 Qly Red |
| CVCG | CVC Limited | Convert Bond 3-Bbsw+3.75% 22-6-23 Qly Non-Cum Red |
| NSCG | Naos Small Cap Opportunities Company Limited | Convert Bond 5.50% 31-03-20 Semi Sub Cum Red |
| IANG | IAG Finance (New Zealand) Limited | Convert Bond 3-Bbsw+4.00% Perp Sub Non-Cum Ex Res |
| NFNG | Nufarm Finance (NZ) Limited | Convert Bond 6-Bbsw+1.90% Perp Sub Non-Cum Exh Stp |
| Hybrid Securities | | |
| AGLHA | AGL Energy Limited | Hybrid 3-Bbsw+3.80% 08-06-39 Sub Step T-06-19 |
| BENHB | Bendigo and Adelaide Bank Limited | Hybrid 3-Bbsw+1.00% Perp Sub Cum Red |
| CWNHB | Crown Resorts Limited | Hybrid 3-Bbsw+4.00% 23-04-75 Sub Cum Red T-07-21 |
| MBLHB | Macquarie Bank Limited | Hybrid 3-Bbsw+1.70% Perp Sub Non-Cum Stap |
| NABHA | National Australia Bank Limited | Hybrid 3-Bbsw+1.25% Perp Sub Exch Non-Cum Stap |
| QUBHA | Qube Holdings Limited | Hybrid 3-Bbsw+3.90% 05-10-23 Sub Cum |
| Converting Preference Shares and Capital Notes | | |
| AMPAA | AMP Limited | Cap Note 3-Bbsw+5.10% Perp Non-Cum Red T-12-21 |
| ANZPD | Australia and New Zealand Banking Group Limited | Cap Note 6-Bbsw+3.40% Perp Non-Cum Red T-09-21 |
| ANZPE | Australia and New Zealand Banking Group Limited | Cap Note 6-Bbsw+3.25% Perp Non-Cum Red T-03-22 |
| ANZPF | Australia and New Zealand Banking Group Limited | Cap Note 6-Bbsw+3.60% Perp Non-Cum Red T-03-23 |
| ANZPG | Australia and New Zealand Banking Group Limited | Cap Note 3-Bbsw+4.70% Perp Non-Cum Red T-03-24 |
| ANZPH | Australia and New Zealand Banking Group Limited | Cap Note 3-Bbsw+3.80% Perp Non-Cum Red T-03-25 |
| BENPE | Bendigo and Adelaide Bank Limited | Cnv Pref 6-Bbsw+3.20% Perp Non-Cum Red T-11-20 |
| BENPF | Bendigo and Adelaide Bank Limited | Cnv Pref 6-Bbsw+4.00% Perp Non-Cum Red T-06-21 |
| BENPG | Bendigo and Adelaide Bank Limited | Cnv Pref 3-Bbsw+3.75% Perp Non-Cum Red T-06-24 |
| BOQPE | Bank of Queensland Limited | Cap Note 3-Bbsw+3.75% Perp Non-Cum Red T-08-24 |
| CBAPD | Commonwealth Bank of Australia | Cap Note 3-Bbsw+2.80% Perp Non-Cum Red T-12-22 |
| CBAPF | Commonwealth Bank of Australia | Cap Note 3-Bbsw+5.20% Perp Non-Cum Red T-10-21 |
| CBAPG | Commonwealth Bank of Australia | Cap Note 3-Bbsw+3.90% Perp Non-Cum Red T-03-22 |
| CBAPH | Commonwealth Bank of Australia | Cap Note 3-Bbsw+3.40% Perp Non-Cum Red T-04-25 |
| CGFPA | Challenger Limited | Cnv Pref 3-Bbsw+3.40% Perp Sub Non-Cum Red T-05-20 |
| CGFPB | Challenger Limited | Cap Note 3-Bbsw+4.40% Perp Non-Cum Red T-05-23 |
| IAGPD | Insurance Australia Group Limited | Cap Note 3-Bbsw+4.70% Perp Non-Cum Red T-06-23 |
| KBCPA | Kybridge Capital Limited | Convert Bond 7.00% 31-07-20 Qly Cum Red |
| MBLPA | Macquarie Bank Limited | Cap Note 6-Bbsw+3.30% Perp Non-Cum Red T-03-23 |
| MQGPB | Macquarie Group Limited | Cap Note 6-Bbsw+5.15% Perp Non-Cum Red T-03-21 |
| MQGPC | Macquarie Group Limited | Cap Note 3-Bbsw+4.00% Perp Non-Cum Red T-12-24 |
| MQGPD | Macquarie Group Limited | Cap Note 3-Bbsw+4.15% Perp Non-Cum Red T-09-26 |
| MXUPA | Multiplex Sites Trust | Trans Pref 3-Bbsw+ 3.90% Perp Sub Non-Cum Red Step |
| NABPB | National Australia Bank Limited | Cnv Pref 3-Bbsw+3.25% Perp Non-Cum Red T-12-20 |
| NABPC | National Australia Bank Limited | Cap Note 3-Bbsw+3.50% Perp Non-Cum Red T-03-20 |
| NABPD | National Australia Bank Limited | Cap Note 3-Bbsw+4.95% Perp Non-Cum Red T-07-22 |
| NABPE | National Australia Bank Limited | Cap Note 3-Bbsw+2.20% 20-09-28 Cum Red T-09-23 |
| NABPF | National Australia Bank Limited | Cap Note 3-Bbsw+4.00% Perp Non-Cum Red T-06-26 |
| RHCPA | Ramsay Health Care Limited | Trans Pref 6-Bbsw+ 4.85% Perp Sub Red T-10-10 |
| SBKHB | Suncorp-Metway Limited | Cap Note 3-Bbsw+0.75% Perp Cum |
| SUNPE | Suncorp Group Limited | Cnv Pref 3-Bbsw+3.4% Perp Non-Cum Red T-06-20 |
| SUNPF | Suncorp Group Limited | Cap Note 3-Bbsw+4.10% Perp Non-Cum Red T-06-22 |
| SUNPG | Suncorp Group Limited | Cap Note 3-Bbsw+3.65% Perp Non-Cum Red T-06-24 |
| URFPA | US Masters Residential Property Fund | Cnt Pref 6.25% Perp Semi Sub Cum Step T-01-23 |
| WBCPE | Westpac Banking Corporation | Cap Note 3-Bbsw+3.05% Perp Non-Cum Red T-09-22 |
| WBCPF | Westpac Banking Corporation | Cap Note 3-Bbsw+4.00% Perp Non-Cum Red T-03-21 |
| WBCPG | Westpac Banking Corporation | Cap Note 3-Bbsw+4.90% Perp Non-Cum Red T-12-21 |
| WBCPH | Westpac Banking Corporation | Cap Note 3-Bbsw+3.20% Perp Non-Cum Red T-09-25 |
| WBCPI | Westpac Banking Corporation | Cap Note 3-Bbsw+3.70% Perp Non-Cum Red T-07-26 |
| WHFPB | Whitefield Limited | Convert Pref5.75% 30-11-21Semi Sub Non-Cum Res Red |

*Yield to Maturity have been obtained via Bloomberg as at the first Business Day of the month

Detail

| ASX Listed Date | Maturity / Conv / Reset | Coupon | Payment Frequency | Announced Ex Date | Announced Payment Date |
|-----------------|-------------------------|--------|-------------------|-------------------|------------------------|
| 08-Dec-17 | 30/11/2021 | 6.25% | Quarterly | 04-Sep-19 | 13-Sep-19 |
| 25-Jun-18 | 22/06/2021 | 4.95% | Quarterly | | |
| 24-Dec-14 | 31/03/2020 | 5.50% | Semi-Annual | | |
| 12-Jan-05 | 16/12/2019 | 5.30% | Quarterly | 05-Sep-19 | 16-Sep-19 |
| 27-Nov-06 | 15/10/2167 | 5.67% | Semi-Annual | 04-Oct-19 | 15-Oct-19 |
| 05-Apr-12 | 8/06/2019 | 5.66% | Quarterly | | |
| 29-Sep-08 | 15/11/2167 | 1.95% | Quarterly | 14-Nov-19 | 02-Dec-19 |
| 24-Apr-15 | 23/07/2021 | 5.30% | Quarterly | 05-Sep-19 | 16-Sep-19 |
| 25-Nov-99 | 15/10/2167 | 2.83% | Quarterly | 26-Sep-19 | 15-Oct-19 |
| 08-Jul-99 | 15/11/2167 | 2.20% | Quarterly | 30-Oct-19 | 15-Nov-19 |
| 06-Oct-16 | 5/10/2023 | 5.03% | Quarterly | 26-Sep-19 | 08-Oct-19 |
| 01-Dec-15 | 22/12/2021 | n/a | n/a | 12-Sep-19 | 23-Sep-19 |
| 08-Aug-13 | 1/09/2021 | n/a | n/a | | |
| 01-Apr-14 | 24/03/2022 | n/a | n/a | 13-Sep-19 | 24-Sep-19 |
| 06-Mar-15 | 24/03/2023 | n/a | n/a | 13-Sep-19 | 24-Sep-19 |
| 28-Sep-16 | 20/03/2024 | n/a | Quarterly | 11-Sep-19 | 20-Sep-19 |
| 29-Sep-17 | 20/03/2025 | n/a | Quarterly | 11-Sep-19 | 20-Sep-19 |
| 13-Oct-14 | 30/11/2020 | n/a | n/a | 19-Nov-19 | 02-Dec-19 |
| 16-Jun-15 | 15/10/2021 | n/a | n/a | 03-Dec-19 | 16-Dec-19 |
| 14-Dec-17 | 13/06/2024 | n/a | n/a | 02-Sep-19 | 13-Sep-19 |
| 29-Dec-17 | 15/08/2024 | n/a | n/a | 30-Oct-19 | 15-Nov-19 |
| 02-Oct-14 | 15/12/2022 | n/a | n/a | 05-Sep-19 | 16-Sep-19 |
| 31-Mar-16 | 15/10/2021 | n/a | n/a | 05-Sep-19 | 16-Sep-19 |
| 03-Apr-17 | 31/03/2022 | n/a | n/a | 05-Sep-19 | 16-Sep-19 |
| 09-Apr-18 | 15/04/2025 | n/a | n/a | 05-Sep-19 | 16-Sep-19 |
| 18-Dec-18 | 26/04/2024 | n/a | n/a | 05-Sep-19 | 16-Sep-19 |
| 10-Oct-14 | 25/05/2020 | n/a | n/a | 14-Nov-19 | 25-Nov-19 |
| 10-Apr-17 | 22/05/2023 | n/a | n/a | 13-Nov-19 | 22-Nov-19 |
| 23-Dec-16 | 15/06/2023 | n/a | n/a | 05-Sep-19 | 16-Sep-19 |
| 22-Jun-15 | 30/09/2019 | n/a | n/a | | |
| 09-Oct-14 | 24/03/2020 | n/a | n/a | 13-Sep-19 | 24-Sep-19 |
| 21-Dec-15 | 17/03/2021 | n/a | n/a | 06-Sep-19 | 17-Sep-19 |
| 08-Jun-18 | 16/12/2024 | n/a | n/a | 05-Sep-19 | 16-Sep-19 |
| 28-Mar-19 | 10/09/2026 | n/a | n/a | | |
| 20-Jan-05 | 30/09/2167 | n/a | n/a | | |
| 18-Dec-13 | 17/12/2020 | n/a | n/a | | |
| 23-Mar-15 | 23/03/2020 | n/a | n/a | 12-Sep-19 | 23-Sep-19 |
| 08-Jul-16 | 7/07/2022 | n/a | n/a | 27-Sep-19 | 08-Oct-19 |
| 21-Mar-17 | 20/09/2023 | n/a | n/a | 11-Sep-19 | 20-Sep-19 |
| 21-Mar-19 | 17/06/2026 | n/a | n/a | 06-Sep-19 | 17-Sep-19 |
| 24-May-05 | 21/10/2167 | n/a | n/a | 02-Oct-19 | 21-Oct-19 |
| 24-Dec-10 | 15/11/2167 | n/a | n/a | 14-Nov-19 | 02-Dec-19 |
| 09-May-14 | 17/06/2020 | n/a | n/a | 02-Sep-19 | 17-Sep-19 |
| 08-May-17 | 17/06/2022 | n/a | n/a | 02-Sep-19 | 17-Sep-19 |
| 27-Nov-17 | 19/03/2168 | n/a | n/a | 02-Sep-19 | 17-Sep-19 |
| 28-Dec-17 | 23/08/2168 | n/a | n/a | | |
| 24-Jun-14 | 23/09/2022 | n/a | n/a | 12-Sep-19 | 23-Sep-19 |
| 09-Sep-15 | 22/03/2021 | n/a | n/a | 12-Sep-19 | 23-Sep-19 |
| 01-Jul-16 | 20/12/2021 | n/a | n/a | 19-Sep-19 | 30-Sep-19 |
| 14-Mar-18 | 22/09/2025 | n/a | n/a | 12-Sep-19 | 23-Sep-19 |
| 19-Dec-18 | 31/07/2024 | n/a | n/a | 09-Sep-19 | 18-Sep-19 |
| 14-Aug-12 | 12/06/2168 | n/a | n/a | | |

Activity

| Mkt Cap (\$m)# | Traded Value (\$) | Traded Volume | Number of Trades | Monthly Liquidity % |
|----------------|-------------------|---------------|------------------|---------------------|
| \$ 22.61 | \$ 208,448.52 | 205,258 | 25 | 0.92% |
| \$ 60.60 | \$ 276,984.23 | 2,748 | 35 | 0.46% |
| \$ 27.12 | \$ 86,952.63 | 850 | 4 | 0.32% |
| \$ 559.79 | \$ 11,647,499.42 | 114,586 | 322 | 2.08% |
| \$ 213.35 | \$ 3,237,653.74 | 38,074 | 163 | 1.52% |
| \$ 658.52 | \$ - | - | - | 0.00% |
| \$ 17.59 | \$ 134,409.95 | 1,617 | 7 | 0.76% |
| \$ 646.38 | \$ 15,582,604.77 | 151,978 | 724 | 2.41% |
| \$ 370.40 | \$ 5,911,461.67 | 63,521 | 257 | 1.60% |
| \$ 1,856.00 | \$ 21,151,131.61 | 228,619 | 833 | 1.14% |
| \$ 329.40 | \$ 5,714,868.77 | 52,835 | 207 | 1.73% |
| \$ 280.88 | \$ 13,733,398.60 | 132,301 | 653 | 4.89% |
| \$ 1,145.20 | \$ 17,568,495.06 | 169,108 | 846 | 1.53% |
| \$ 1,680.20 | \$ 23,949,929.35 | 230,297 | 871 | 1.43% |
| \$ 1,022.57 | \$ 21,236,615.09 | 201,537 | 767 | 2.08% |
| \$ 1,773.17 | \$ 20,451,458.26 | 187,248 | 891 | 1.15% |
| \$ 986.48 | \$ 14,351,520.44 | 135,345 | 660 | 1.45% |
| \$ 298.98 | \$ 5,365,156.47 | 52,429 | 258 | 1.79% |
| \$ 292.54 | \$ 3,359,663.03 | 32,357 | 150 | 1.15% |
| \$ 338.33 | \$ 4,795,061.61 | 45,836 | 330 | 1.42% |
| \$ 364.35 | \$ 3,872,668.96 | 37,096 | 223 | 1.06% |
| \$ 3,039.87 | \$ 54,209,426.13 | 536,403 | 1,926 | 1.78% |
| \$ 1,558.75 | \$ 14,959,754.96 | 139,449 | 675 | 0.96% |
| \$ 1,717.90 | \$ 19,648,867.11 | 187,859 | 1,041 | 1.14% |
| \$ 1,416.60 | \$ 23,903,498.06 | 230,657 | 866 | 1.69% |
| \$ 1,675.86 | \$ 14,170,507.97 | 134,730 | 592 | 0.85% |
| \$ 349.83 | \$ 7,409,914.79 | 72,963 | 237 | 2.12% |
| \$ 486.68 | \$ 12,137,359.03 | 115,035 | 585 | 2.49% |
| \$ 437.67 | \$ 5,375,367.84 | 49,724 | 324 | 1.23% |
| \$ 7.64 | \$ - | - | - | 0.00% |
| \$ 442.34 | \$ 8,610,398.86 | 83,582 | 455 | 1.95% |
| \$ 573.26 | \$ 10,278,811.94 | 95,395 | 582 | 1.79% |
| \$ 1,068.00 | \$ 13,409,890.34 | 125,605 | 591 | 1.26% |
| \$ 967.25 | \$ 22,614,931.93 | 210,908 | 1,307 | 2.34% |
| \$ 438.30 | \$ 4,431,405.20 | 45,581 | 452 | 1.01% |
| \$ 1,742.95 | \$ 31,359,844.65 | 306,846 | 1,295 | 1.80% |
| \$ 1,367.69 | \$ 19,063,757.24 | 187,184 | 750 | 1.39% |
| \$ 1,618.62 | \$ 19,935,816.82 | 185,150 | 1,041 | 1.23% |
| \$ 968.21 | \$ 20,263,561.66 | 198,382 | 779 | 2.09% |
| \$ 2,017.42 | \$ 32,396,830.91 | 302,551 | 1,201 | 1.61% |
| \$ 284.05 | \$ 3,723,273.51 | 34,311 | 252 | 1.31% |
| \$ 57.70 | \$ 1,558,976.73 | 19,300 | 26 | 2.70% |
| \$ 410.00 | \$ 7,911,781.95 | 77,595 | 332 | 1.93% |
| \$ 395.03 | \$ 6,885,841.75 | 65,293 | 288 | 1.74% |
| \$ 394.99 | \$ 4,386,292.67 | 41,625 | 215 | 1.11% |
| \$ 168.81 | \$ 1,412,419.82 | 16,246 | 130 | 0.84% |
| \$ 1,343.73 | \$ 18,125,739.75 | 176,948 | 721 | 1.35% |
| \$ 1,374.89 | \$ 15,895,020.31 | 153,145 | 735 | 1.16% |
| \$ 1,821.37 | \$ 24,078,648.33 | 225,708 | 852 | 1.32% |
| \$ 1,736.48 | \$ 38,418,000.48 | 373,874 | 1,272 | 2.21% |
| \$ 1,499.76 | \$ 18,097,198.32 | 172,203 | 662 | 1.21% |
| \$ 33.87 | \$ 180,835.60 | 1,723 | 6 | 0.53% |

Prices

| Last * | Year High | Year Low | Yield to maturity# |
|--------|-----------|----------|--------------------|
| 1.02 | 1.05 | 0.98 | |
| 101.00 | 103.00 | 100.00 | 4.29% |
| 102.35 | 102.40 | 99.20 | 5.37% |
| 101.78 | 104.30 | 100.52 | 1.75% |
| 85.00 | 88.15 | 75.00 | 6.38% |
| 101.31 | 103.25 | 100.22 | |
| 83.40 | 84.00 | 78.00 | 2.38% |
| 102.60 | 104.93 | 100.25 | 3.82% |
| 92.60 | 95.50 | 82.00 | 6.04% |
| 92.80 | 93.09 | 82.30 | 6.04% |
| 108.00 | 113.15 | 106.00 | 2.76% |
| 105.00 | 107.40 | 99.95 | 4.01% |
| 102.25 | 105.40 | 100.16 | 3.22% |
| 104.36 | 104.75 | 99.00 | 3.10% |
| 105.40 | 106.00 | 99.67 | 3.44% |
| 109.32 | 109.75 | 102.79 | 3.42% |
| 105.95 | 107.98 | 99.50 | 3.67% |
| 102.35 | 103.50 | 99.30 | 3.06% |
| 103.66 | 105.15 | 100.11 | 2.61% |
| 105.20 | 105.38 | 98.21 | 3.26% |
| 104.10 | 105.50 | 98.00 | 3.64% |
| 101.33 | 101.50 | 95.60 | 3.33% |
| 107.50 | 108.04 | 103.80 | 2.55% |
| 104.75 | 105.45 | 100.00 | 2.98% |
| 103.78 | 104.45 | 96.70 | 3.59% |
| 105.40 | 105 | | |